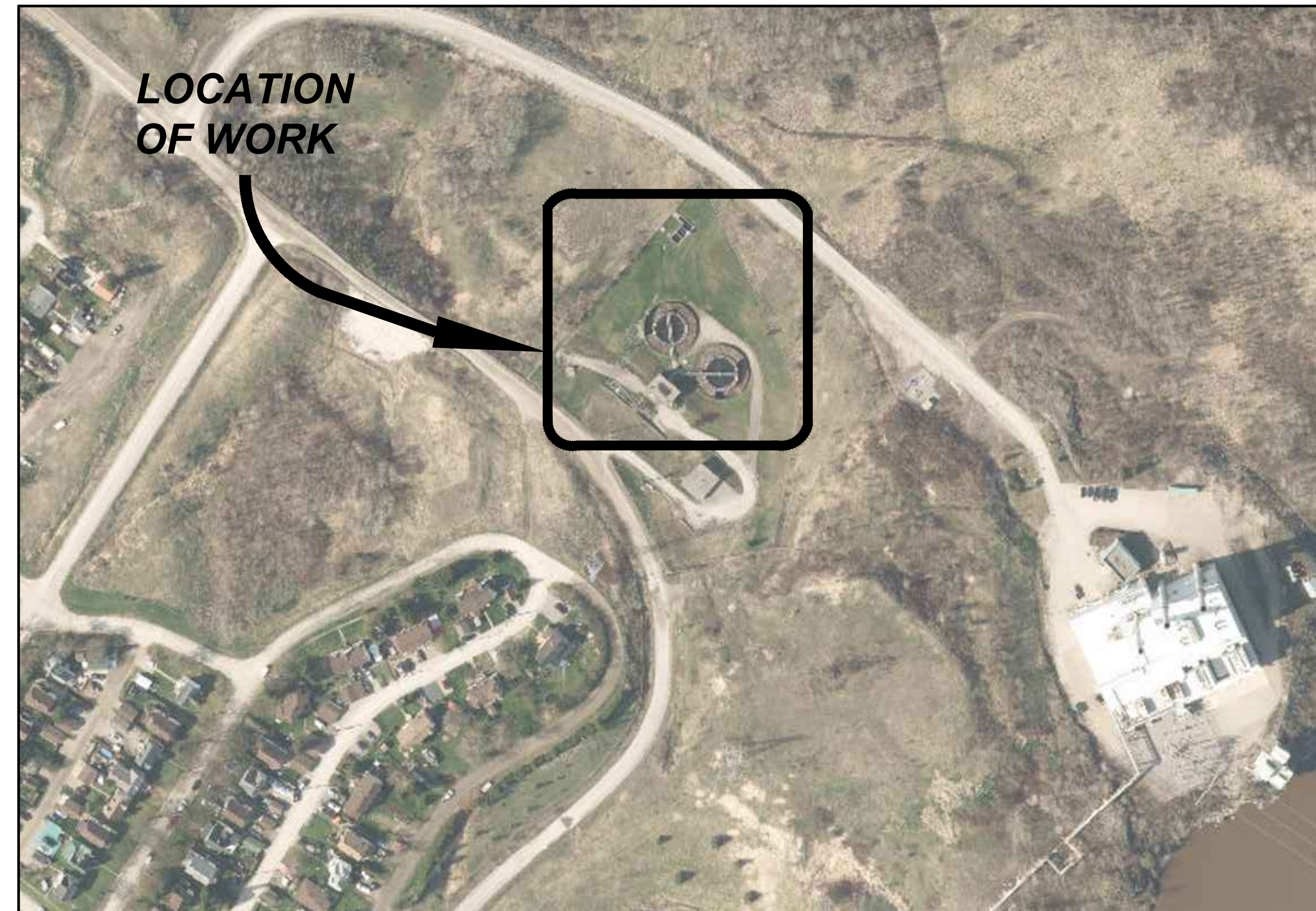


THE CORPORATION OF THE TOWN OF IROQUOIS FALLS

CONTRACT
DRAWINGS

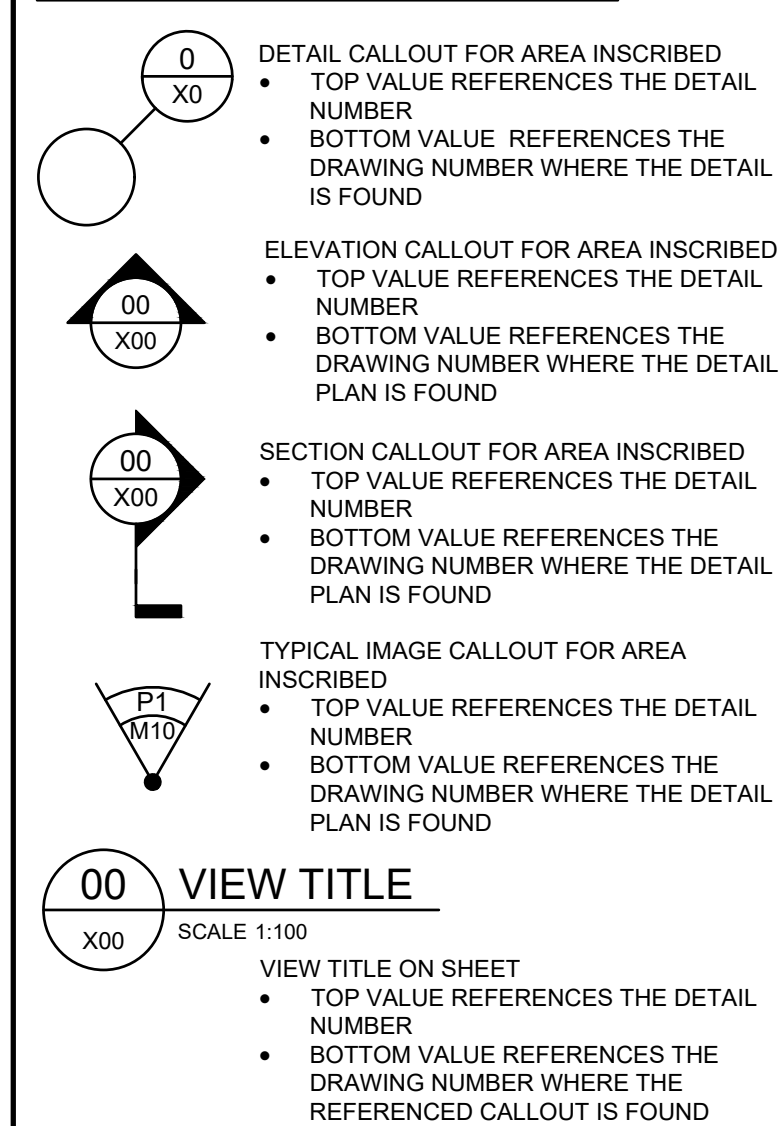


Project Number:
NWL-23008553
PLAN No. 23-1266

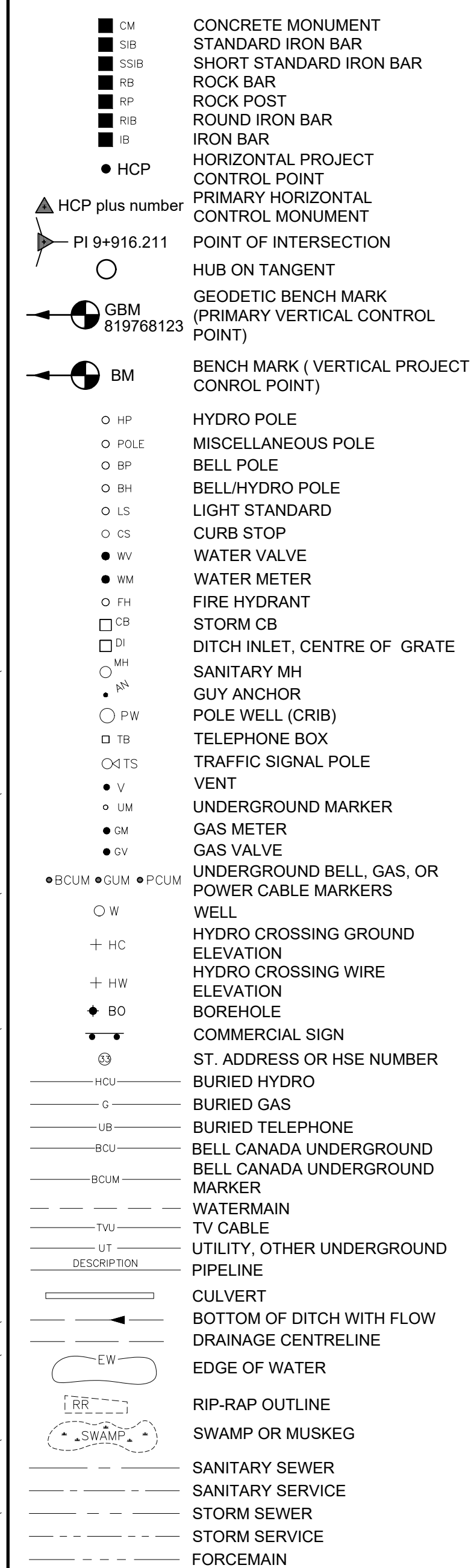
WASTEWATER TREATMENT PLANT EFFLUENT UV DISINFECTION UPGRADES



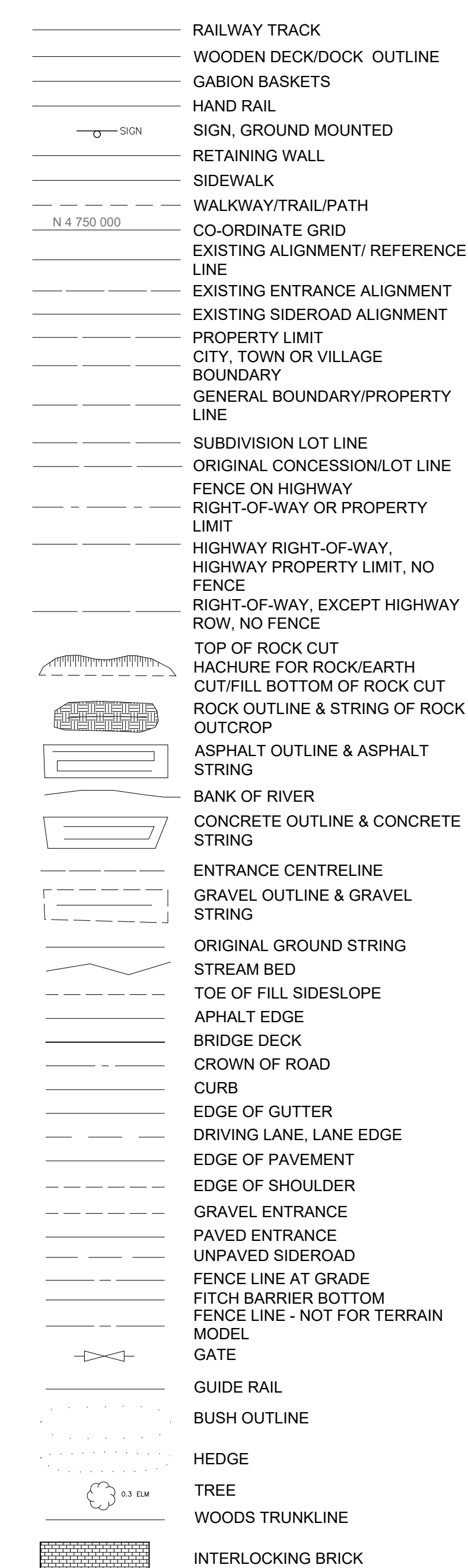
GENERAL DRAWING SYMBOLS AND CROSS REFERENCE DEMARCATIIONS



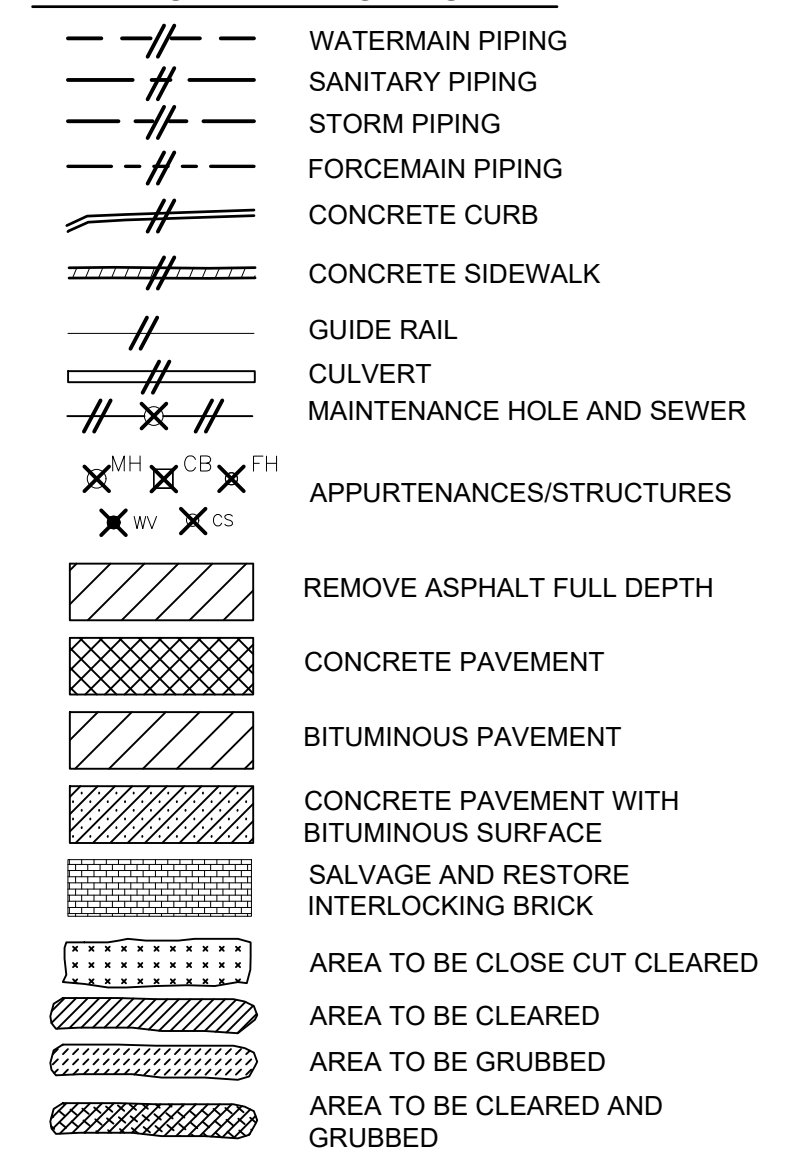
CIVIL LEGEND - EXISTING



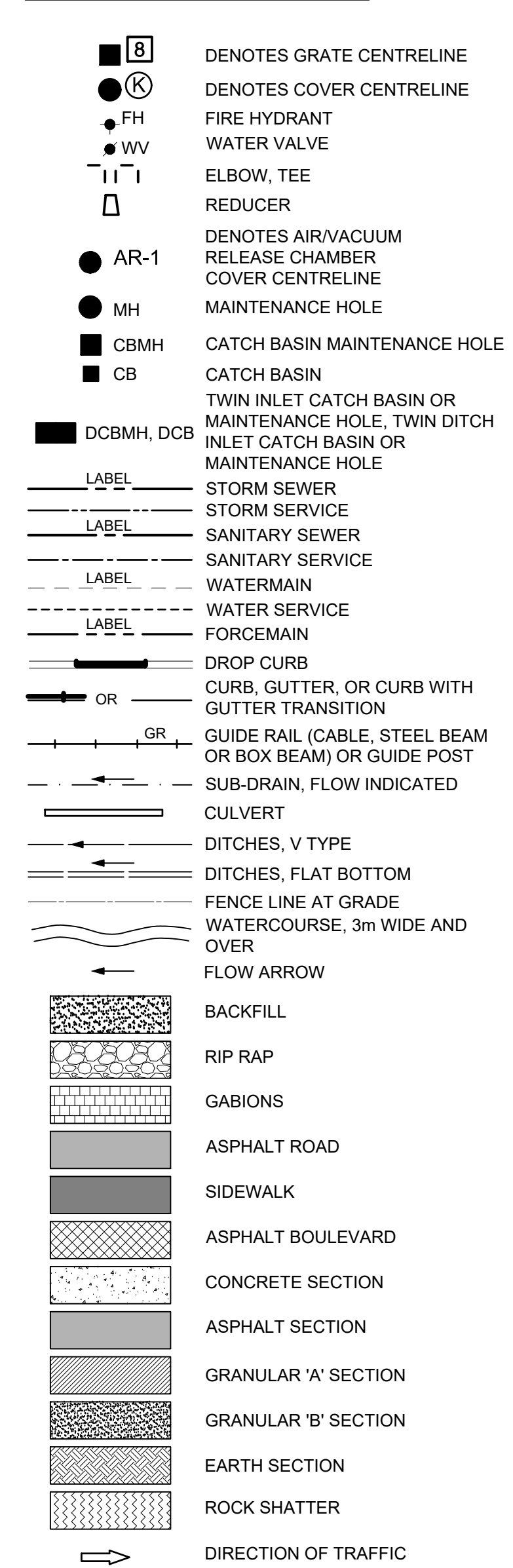
CIVIL LEGEND - EXISTING (CONTINUED)



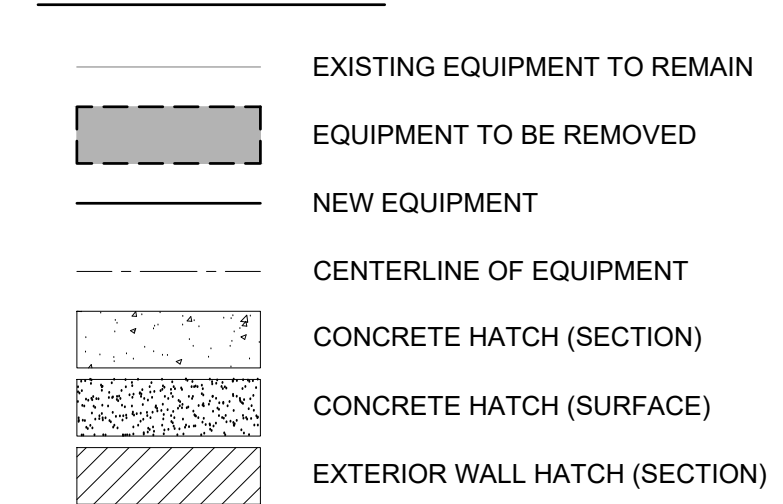
CIVIL LEGEND - REMOVALS PLAN



CIVIL LEGEND - PROPOSED PLAN



MECHANICAL LEGEND



ABBREVIATIONS

AC&G	ASPHALT CURB WITH GUTTER	HOST	HUB ON SUBTANGENT	S/W	SIDEWALK
AC PI	ASPHALT COATED AND PAVED INVERT	HOT	HUB ON TANGENT	T	TOP
AE	ASPHALT EDGE	Hor	HORIZONTAL	TB	TOP OF BANK OR TURNING BASIN
AG	ASPHALT GUTTER	HP	HIGH POINT	T&B	TOP AND BOTTOM
ASPH	ASPHALT	Ht	HEIGHT	TCH	TRANS CANADA HIGHWAY
A S/W	ASPHALT SIDEWALK	Hw	HEAD WALL	TG or T/G	TOP OF GRATE
Ave.	AVENUE	HWL	HIGH WATER LEVEL	TP	TOP OF PAVEMENT
B or BOT	BOTTOM	Hwy	HIGHWAY	TR or T/R	TOP OF RAIL
BC	BEGINNING OF CURVE	Hyd	HYDRANT	Trans	TRANSVERSE OR TRANSFERRED
BCA	BELL CABLE AERIAL	IB	IRON BAR	TS	TANGENT TO SPIRAL OR TENSILE STRENGTH OR TOE OF SLOPE
BCU	BELL CABLE UNDERGROUND	ID	INSIDE DIAMETER		
BCUM	BELL CABLE UNDERGROUND MARKER	IF	IRON FENCE OR INSIDE FACE		
BD	BOTTOM OF DITCH	Incl (ing)	INCLUDE (ing) (sive)	Twp	TOWNSHIP
B/L	BASE LINE	Inst	INSTRUMENT	Typ	TYPICAL
Bl'd (y)	BOULDER	Inv Elev	INVERT ELEVATION	U/S	UNDERSIDE
Blvd	BOULEVARD	IP	IRON PIPE	Var	VARIABLE, VARIABLE
BM	BENCH MARK	L	LENGTH OF CURVE	VC	VERTICAL CURVE
Br	BRICK	La	LENGTH OF SPIRAL BETWEEN CIRCULAR CURVE	VCP	VITRIFIED CLAY PIPE
BVC	BEGINNING OF VERTICAL CURVE	LS	LENGTH OF SPIRAL CURVE	Vert	VERTICAL
Can	CANADIAN	LT	LONG TANGENT	Vol	VOLUME
CB	CATCH BASIN	LVC	LENGTH OF VERTICAL CURVE	W.M	WATERMAIN
CBMH	CATCH BASIN - MAINTENANCE HOLE	LWL	LOW WATER LEVEL	WB	WESTBOUND
CC	CONCRETE CURB	Max	MAXIMUM	WBL	WESTBOUND LANE
C.C.&G	CONCRETE CURB AND GUTTER	Med	MEDIAN	WF	WIRE FENCE
CGR	CABLE GUIDE RAIL	MH	MAINTENANCE HOLE	WIF	WROUGHT IRON FENCE
CIP	CLAY PIPE	Min	MINIMUM	WL	WATER LEVEL
Circ	CIRCULAR	Mon	MONUMENT	WMF	WIRE MESH FENCE
CL or C	CENTRELINE	MTO	ONTARIO MINISTRY OF TRANSPORTATION	W/O	WATER OUT
CLF	CHAIN LINK FENCE	Mun	MUNICIPAL	WT	WATER TABLE
Co	COUNTY	N (ing)	NORTH (ing)	WW	WING WALL
Conc or C	CONCRETE	NB	NORTHBOUND	WWF	WELDED WIRE FABRIC
Const or C	CONSTRUCTION	NBL	NORTHBOUND LANE		
CP	CONCRETE PIPE	NC	NORMAL CROWN		
CS	CURB STOP	NIC	NOT IN CONTRACT		
CSP	CORRUGATED STEEL PIPE	No	NUMBER		
CSPA	CORRUGATED STEEL PIPE ARCH	NTS	NOT TO SCALE		
C. S/W	CONCRETE SIDEWALK	OD	OUTSIDE DIAMETER		
Culv	CULVERT	OG	ORIGINAL GROUND		
C/W	COMPLETE WITH	OPSD	ONTARIO PROVINCIAL STANDARD DRAWING SPECIFICATION		
D	DITCH	OPSS	ONTARIO PROVINCIAL STANDARD SPECIFICATION		
DCB	DOUBLE CATCH BASIN	Orig or O	ORIGINAL		
DCBMH	DOUBLE CATCH BASIN MAINTENANCE HOLE	PAVED	ASPHALT DRIVEWAY		
Def	DEFLECTION	Perf	PERFORATED		
Deg	DEGREE	PE	POLYETHYLENE		
DI	DITCH INLET OR DUCTILE IRON	PI	POINT OF INTERSECTION		
Dia	DIAMETER	PL	PROPERTY LINE		
DICB	DITCH INLET CATCH BASIN	POC	POINT ON CURVE		
DICBMH	DITCH INLET CATCH BASIN MAINTENANCE HOLE	PRC	POINT OF REVERSE CURVE		
Dist	DISTANCE	Prof	PROFILE		
Div	DIVISION	PVC	POINT OF VERTICAL CURVE OR POLYVINYL CHLORIDE		
DL	DRIVING LANE	PVT	POINT ON VERTICAL TANGENT		
D/W	DRIVEWAY	R	RADIUS		
Dwg	DRAWING	RC	ROCK CUT		
EB	EASTBOUND	REF	REFERENCE		
EBL	EASTBOUND LANE	Reinf	REINFORCED		
EC	END OF CURVE	Reqd	REQUIRED		
Elev or El	ELEVATION	Rev	REVISION		
EMH	ELECTRICAL MAINTENANCE HOLE	R Exc	ROCK EXCAVATION		
Ent	ENTRANCE	RH	RIGHT HAND		
EP	EDGE OF PAVEMENT	Rk	ROCK		
ES	EDGE OF SHOULDER OR END OF SUPERELEVATION	Rnd	ROUNDING		
EVC	END OF VERTICAL CURVE	ROW	RIGHT-OF-WAY		
EW	EACH WAY	RP	REFERENCE POINT OR REGISTERED PLAN		
Exc	EXCAVATION	RR	RIP-RAP		
EX	EXISTING	RW	RETAINING WALL		
Exp	EXPANSION	Rwy	RAILWAY		
FF	FRONT FACE	S	RATE OF SUPERELEVATION		
FFL	FINISH FLOOR LEVEL	San	SANITARY		
FL	FENCE LINE	SB	SOUTHBOUND		
Fig	FOOTING	SBGR	STEEL BEAM GUIDE RAIL		
Ga	GALVANIZED	SBL	SOUTHBOUND LANE		
Galv	GALVANIZED	SC	SPIRAL TO CIRCULAR CURVE		
GB	GRANULAR BASE	SD	SIDE DITCH		
GBC	GRANULAR BASE COURSE	Serv Rd	SERVICE ROAD		
GBf	GRANULAR BACKFILL	SF	STONE FENCE		
GC	GRADING AND CULVERTS	Sh Rk	SHOT ROCK		
GD	GRADING AND DRAINAGE	SHLD, Sh, or SH	SHOULDER		
GRVL	GRAVEL DRIVEWAY	SP	SPECIAL PROVISION		
GL	GROUND LEVEL	Spec	SPECIFICATION		
GP	GRADE POINT	SQ	SQUARE		
Gran	GRANULAR	SR	SIDE ROAD		
GSB	GRANULAR SUB BASE	ST	SPIRAL TO TANGENT OR SHORT TANGENT OR STORM SEWER		
HM	HOT MIX	SI	STRIPPING		
HOC	HUB ON CURVE	STA.	STATION		
		Std	STANDARD		
		Stm	STORM		
		Str (al)	STRUCTURE (al)		
		Sty	STOREY		
		Surf	SURFACE		

ORIENTATION

PLAN ONLY (APPROXIMATE)

CAUTION: DO NOT SCALE DRAWINGS. THIS REPRODUCTION MAY BE AT A SIZE DIFFERENT THAN ORIGINALLY DRAWN. EXP ASSUMES NO RESPONSIBILITY FOR INCORRECT SCALING, UNAUTHORIZED REPRODUCTION OR REUSE IS STRICTLY PROHIBITED. NOT PUBLISHED - ALL RIGHTS RESERVED. EXP EXPRESSLY DISCLAIMS RESPONSIBILITY ARISING FROM UNAUTHORIZED USE OF THESE DRAWINGS AND NOTES. AUTHORIZATION MUST BE IN WRITING.

© exp, 2025

DIMENSIONS NOTES:
1. ALL DIMENSIONS ARE IN METERS (m) UNLESS NOTED OTHERWISE.

1	25/2/18	ISSUED FOR TENDER	BL
A	24/5/03	ISSUED FOR M.E.C.P. APPROVAL	BL
No.	DATE (YYMMDD)	REVISION	BY

CLIENT

TOWN OF IROQUOIS FALLS

PROJECT TITLE

TOWN OF IROQUOIS FALLS EFFLUENT UV DISINFECTION

PROJECT No. NWL-23008553

DRAWING TITLE

CIVIL LEGEND

DESIGNED	SCALE
AK	NA
DRAWN	PLAN No.
TCW	23-1266
CHECKED	DRAWING No.
BL	2

EXP Services Inc.
1-705-647-4311 | F. 1-705-647-3111
310 Whitehead Ave. W.
New Liskeard, ON POJ 1P0
Canada
www.exp.com

24/02/2025 10:37:09 AM S:\BIBL\BIBL\PROJECTS\2023\23008553\DRAWING\23008553-01-CIVIL LEGEND.DWG

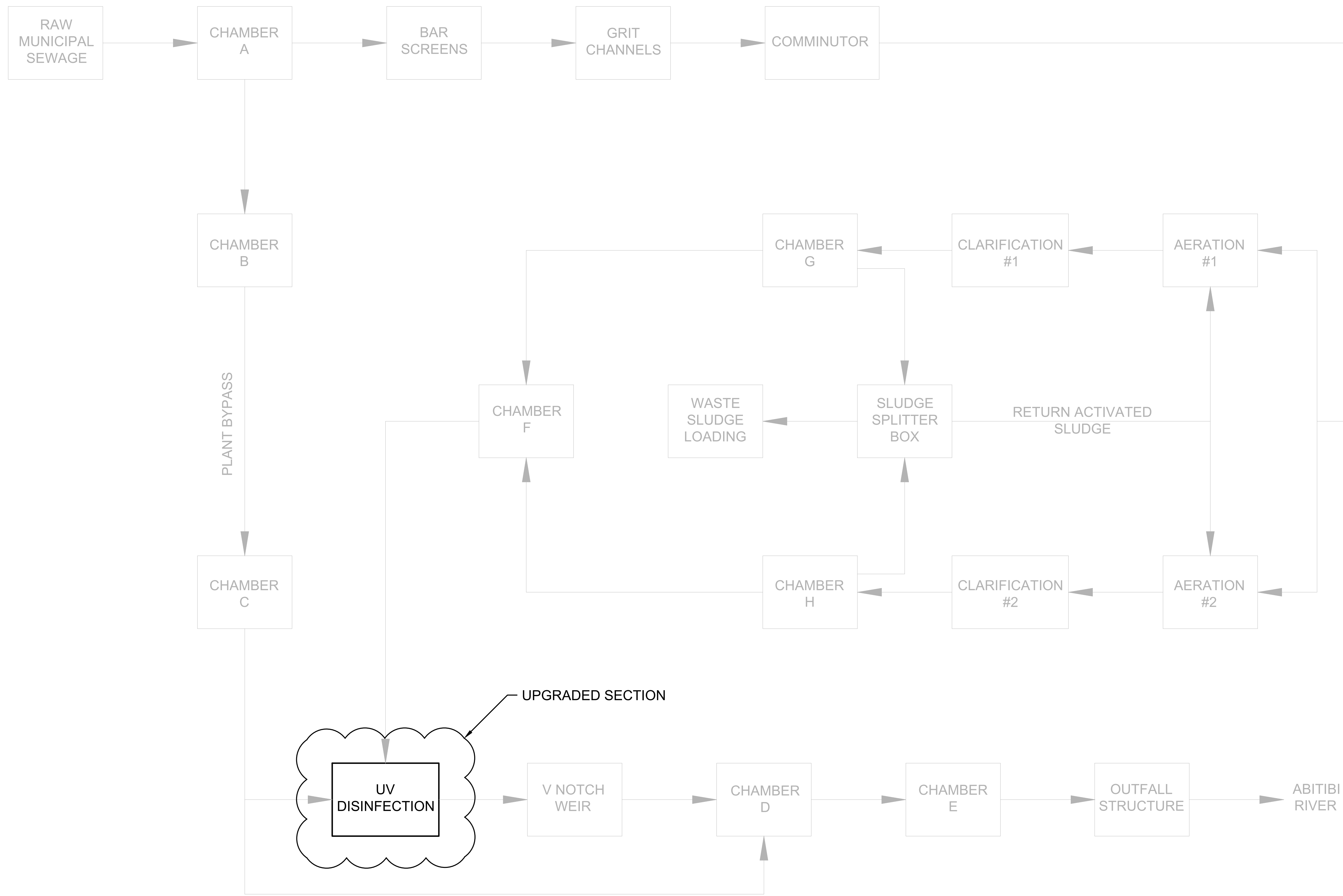
ORIENTATION

PLAN ONLY (APPROXIMATE)

CAUTION: DO NOT SCALE DRAWINGS.
THIS REPRODUCTION MAY BE AT A SIZE DIFFERENT THAN ORIGINALLY DRAWN. EXP ASSUMES NO RESPONSIBILITY FOR INCORRECT SCALING, UNAUTHORIZED REPRODUCTION OR REUSE IS STRICTLY PROHIBITED. NOT PUBLISHED - ALL RIGHTS RESERVED. EXP EXPRESSLY DISCLAIMS RESPONSIBILITY ARISING FROM UNAUTHORIZED USE OF THESE DRAWINGS AND NOTES. AUTHORIZATION MUST BE IN WRITING.

© exp, 2025

DIMENSIONS NOTES:
1. ALL DIMENSIONS ARE IN METERS (m) UNLESS NOTED OTHERWISE.



No.	DATE (YY/MM/DD)	REVISION	BY
1	25/2/18	ISSUED FOR TENDER	BL
A	24/5/03	ISSUED FOR M.E.C.P. APPROVAL	BL

CLIENT
TOWN OF IROQUOIS FALLS

PROJECT TITLE
TOWN OF IROQUOIS FALLS
EFFLUENT UV DISINFECTION

PROJECT No. NWL-23008553

DRAWING TITLE
PROCESS FLOW
DIAGRAM

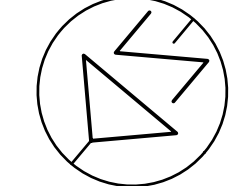
DESIGNED	SCALE
AK	NTS
DRAWN	PLAN No.
TCW	23-1266
CHECKED	DRAWING No.
BL	P-01

EXP Services Inc.
1-705-647-4311 | F. 1-705-647-3111
310 Whitehead Ave. W.
New Liskeard, ON P0J 1P0
Canada
www.exp.com



20/02/25 10:37:27 AM S:\ENGINEERING\PROJECT FILES\23008553\03_IROQUOIS FALLS UV DISINFECTION\04_DRAWINGS\PROJECT EXECUTION\04_DRAWINGS\PROCESS\04_DRAWINGS\PROCESS\04_DRAWINGS

ORIENTATION



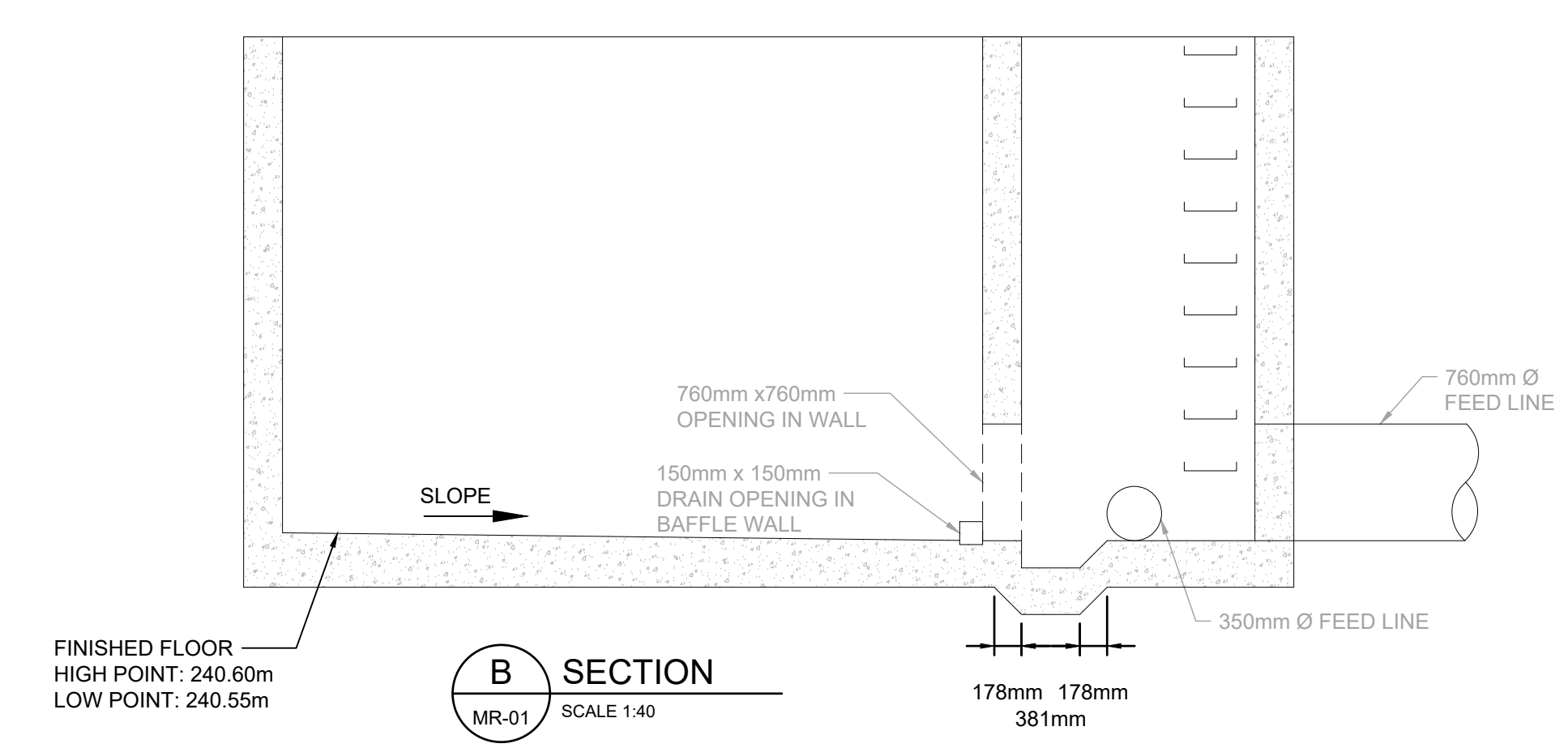
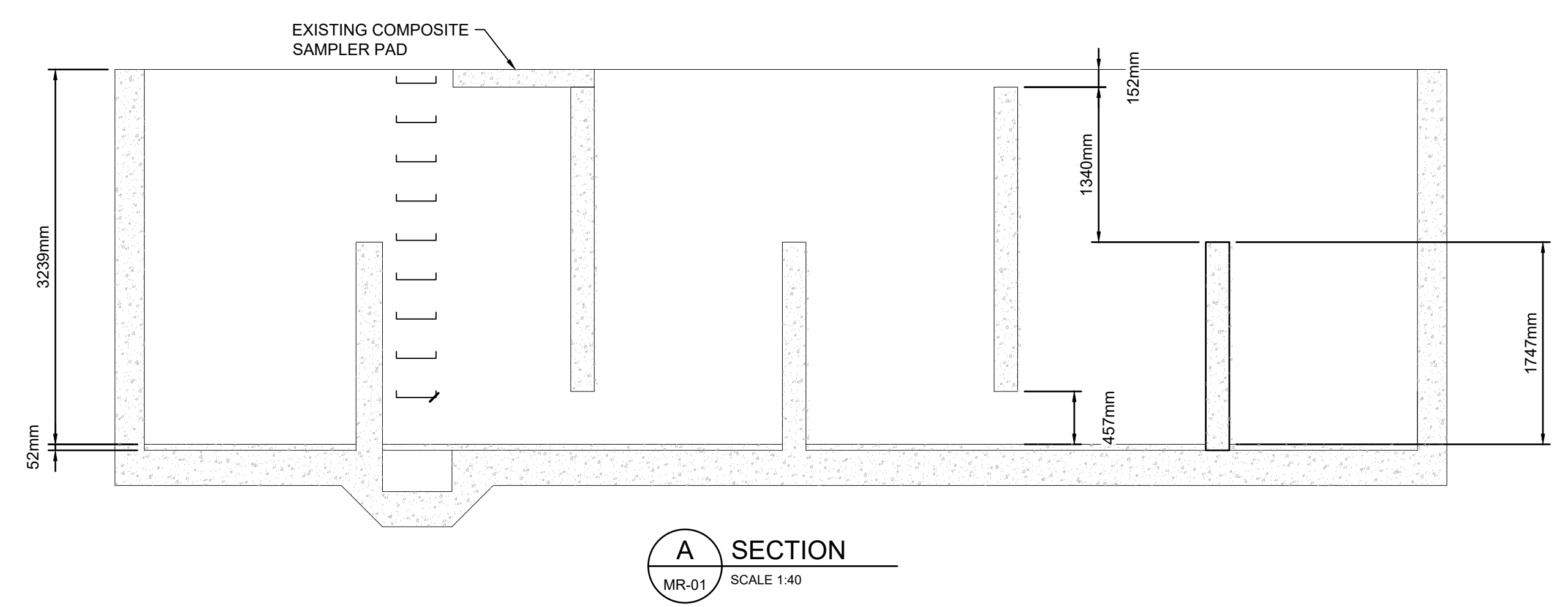
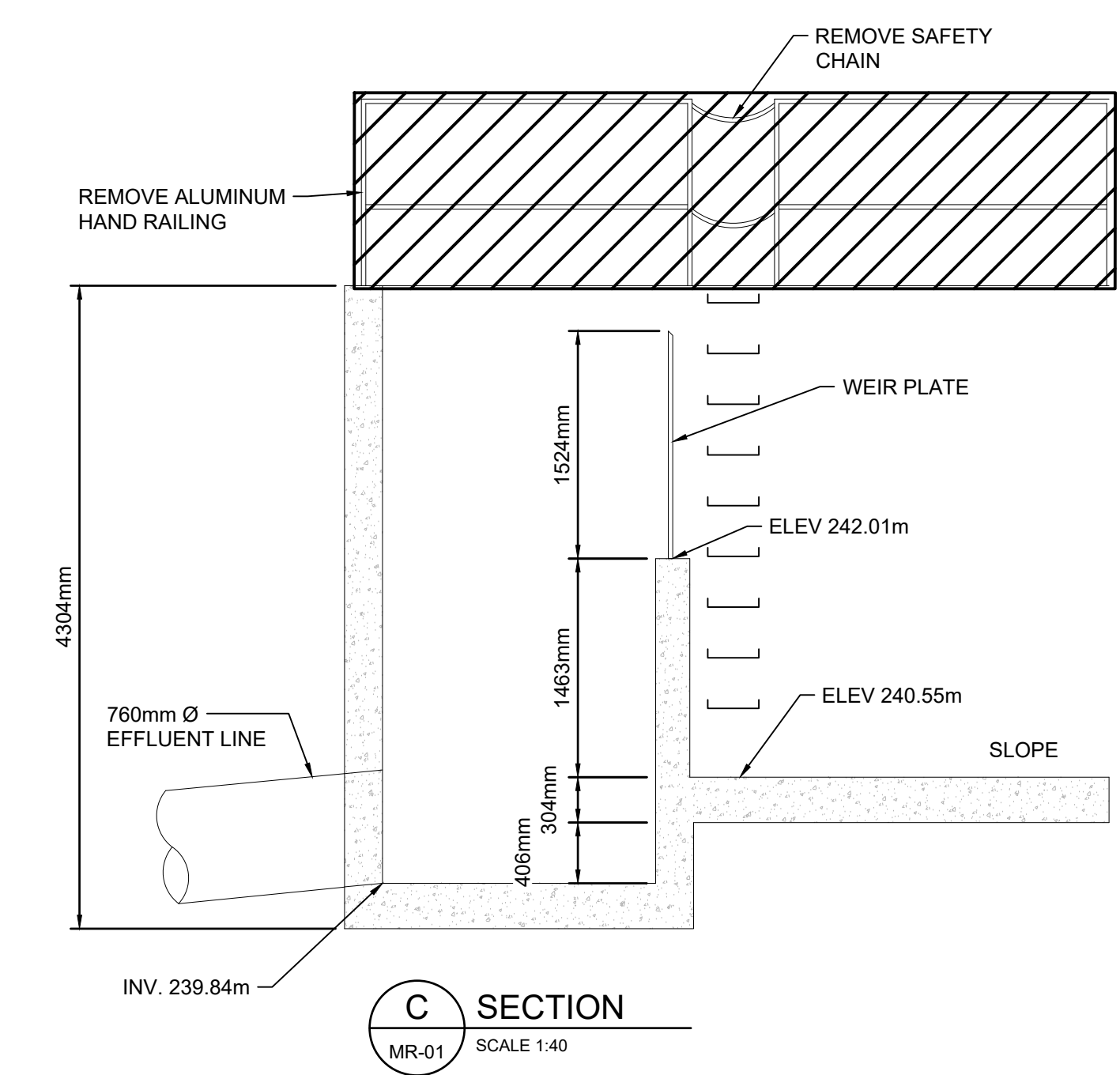
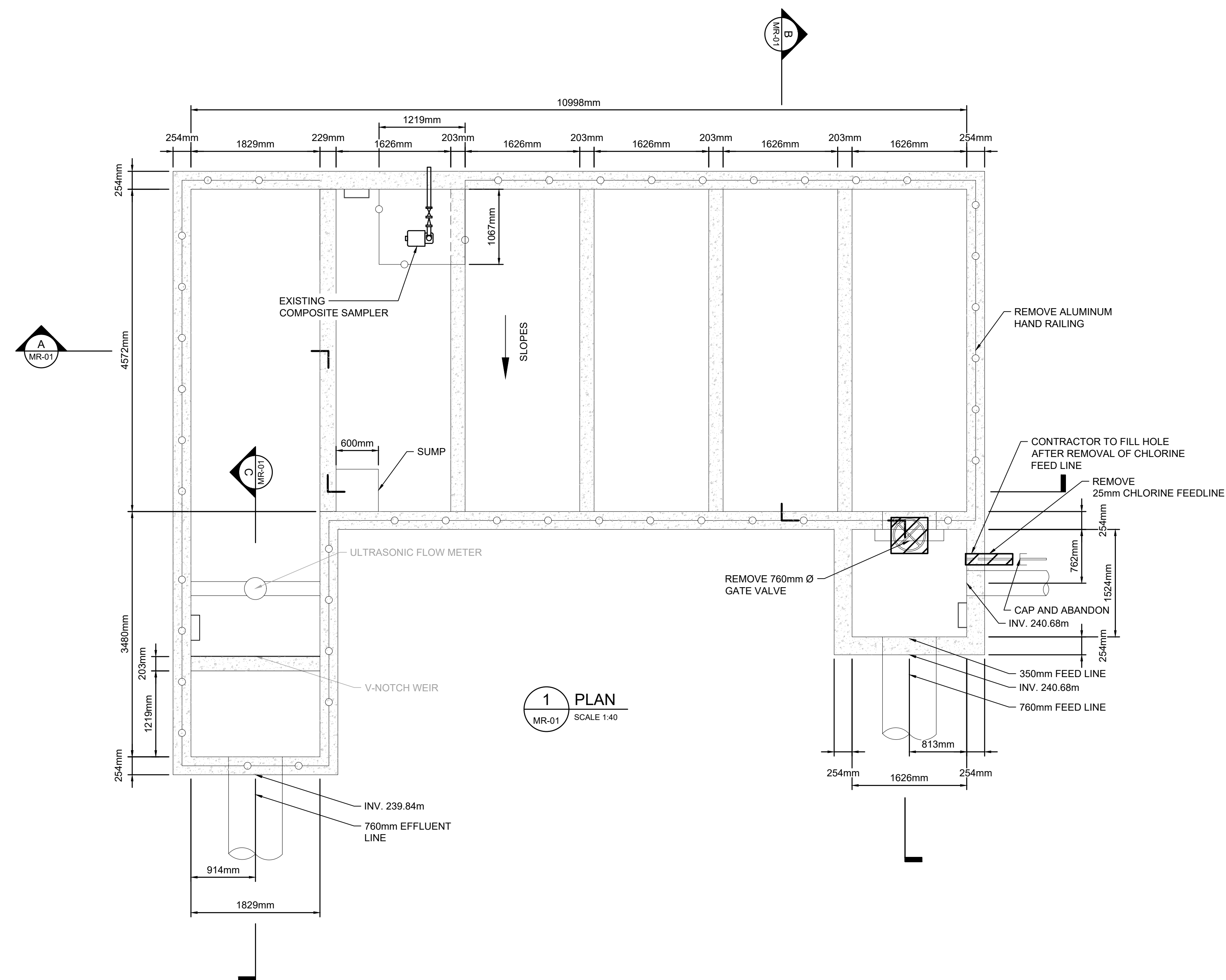
PLAN ONLY (APPROXIMATE)

CAUTION: DO NOT SCALE DRAWINGS. THIS REPRODUCTION MAY BE AT A SIZE DIFFERENT THAN ORIGINALLY DRAWN. EXP ASSUMES NO RESPONSIBILITY FOR INCORRECT SCALING, UNAUTHORIZED REPRODUCTION OR REUSE IS STRICTLY PROHIBITED. NOT PUBLISHED - ALL RIGHTS RESERVED. EXP EXPRESSLY DISCLAIMS RESPONSIBILITY ARISING FROM UNAUTHORIZED USE OF THESE DRAWINGS AND NOTES. AUTHORIZATION MUST BE IN WRITING.

© exp, 2025

DIMENSIONS NOTES:
1. ALL DIMENSIONS ARE IN MILLIMETERS (mm) UNLESS NOTED OTHERWISE.

- NOTES:
1. INFORMATION ON THIS DRAWING WAS OBTAINED FROM ONTARIO MINISTRY OF ENVIRONMENT PROJECT NO. 1-0096-67. DRAWINGS BY PROCTOR & REDFERN LIMITED FROM 1973. SOME INSTRUMENTATION AND DETAILS ARE NOT SHOWN. INFORMATION IS TO BE CONFIRMED IN THE FIELD PRIOR TO CONSTRUCTION AND ANY DISCREPANCIES SHOULD BE BROUGHT TO THE ATTENTION OF THE CONTRACT ADMINISTRATOR.
 2. ALUMINUM RAILING SHOULD BE REMOVED AND RE-USED AFTER UPGRADES ARE COMPLETE.
 3. DRAWING MR-01 IS ONLY FOR MECHANICAL REMOVALS. CONTRACTOR IS TO REVIEW THE PACKAGE AS A WHOLE FOR OTHER REMOVALS.
 4. CONTRACTOR TO HELP REMOVE COMPOSITE SAMPLER WITH OPERATORS INTO TEMPORARY LOCATION DURING CONSTRUCTION. THIS INCLUDES, TEMPORARY POWER, CONTROL AND SERVICE PIPING TO NEW LOCATION. CONTRACTOR IS THEN TO RE-INSTALL SAMPLER TO EXISTING LOCATION AFTER CONSTRUCTION.
 5. CONTRACTOR IS TO DIVERT FLOW USING THE BY-PASS CHAMBERS FOR THE INSTALLATION OF THE GATE VALVE. THIS INCLUDES TEMPORARY CONSTRUCTION TO DIVERT FLOW MEANS DEEMED NECESSARY BY CONTRACTOR AND APPROVED BY OWNER/CONSULTANT. BY-PASS IS NOT TO INTERRUPT PROCESS AND PROPER DISINFECTION IS NECESSARY THROUGHOUT BY-PASS.



1	25/2/18	ISSUED FOR TENDER	BL
No.	DATE (YYMMDD)	REVISION	BY

CLIENT
TOWN OF IROQUOIS FALLS

PROJECT TITLE
TOWN OF IROQUOIS FALLS EFFLUENT UV DISINFECTION

PROJECT No. NWL-23008553

DRAWING TITLE
CHLORINE CONTACT CHAMBER REMOVALS

DESIGNED	SCALE
AK	AS NOTED
DRAWN	PLAN No.
TW	23-1266
CHECKED	DRAWING No.
BL	MR-01

EXP Services Inc.
1-705-647-4311 | F: 1-705-647-3111
310 Whitewood Ave. W.
New Liskeard, ON P0J 1P0
Canada



20/02/2025 10:37:29 AM S:\ENGINEERING\PROJECT FILES\23008553\IROQUOIS FALLS UV DISINFECTION\PROJECT EXECUTION\EXP DRAWINGS\MECHANICAL.DWG

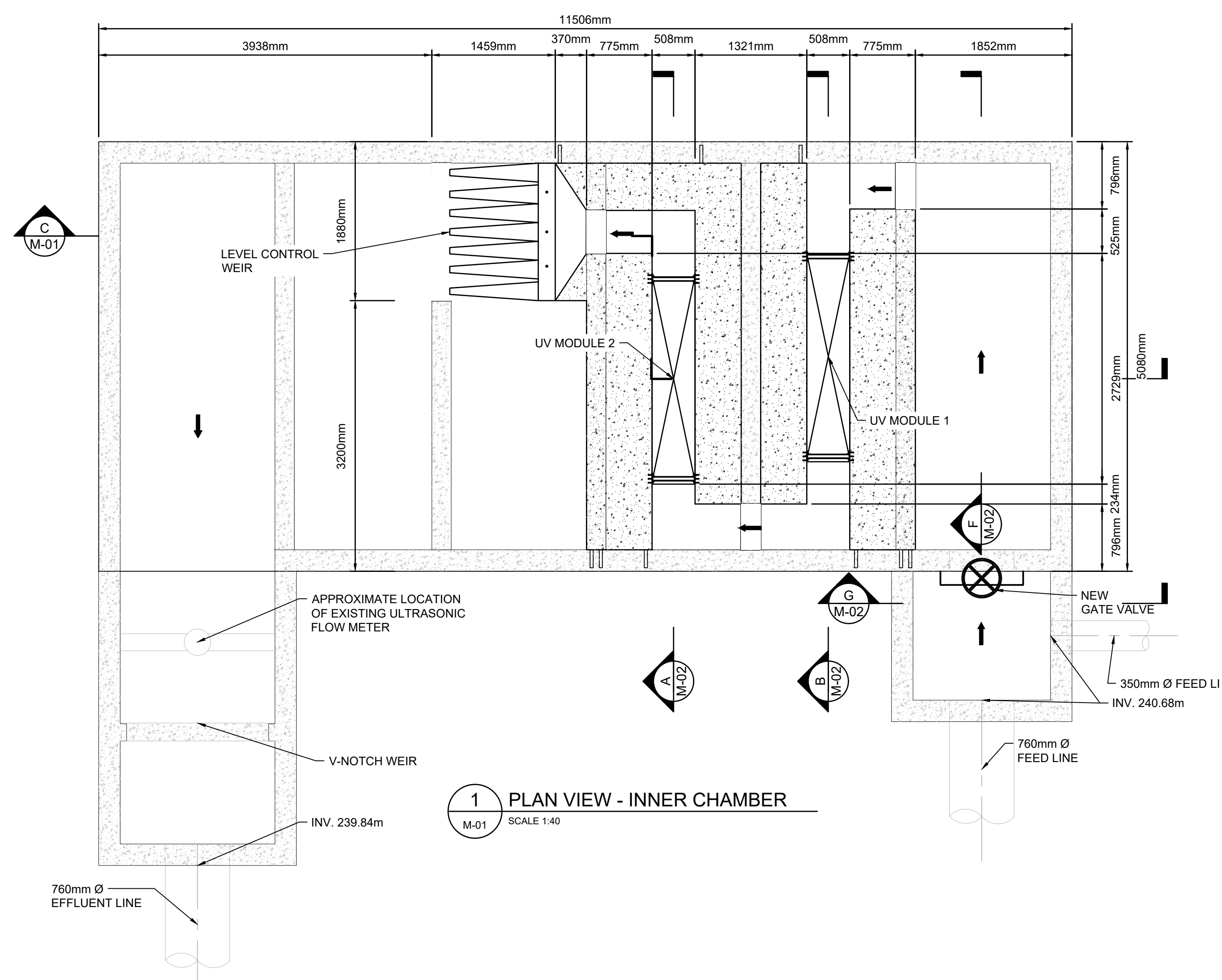


PLAN ONLY (APPROXIMATE)

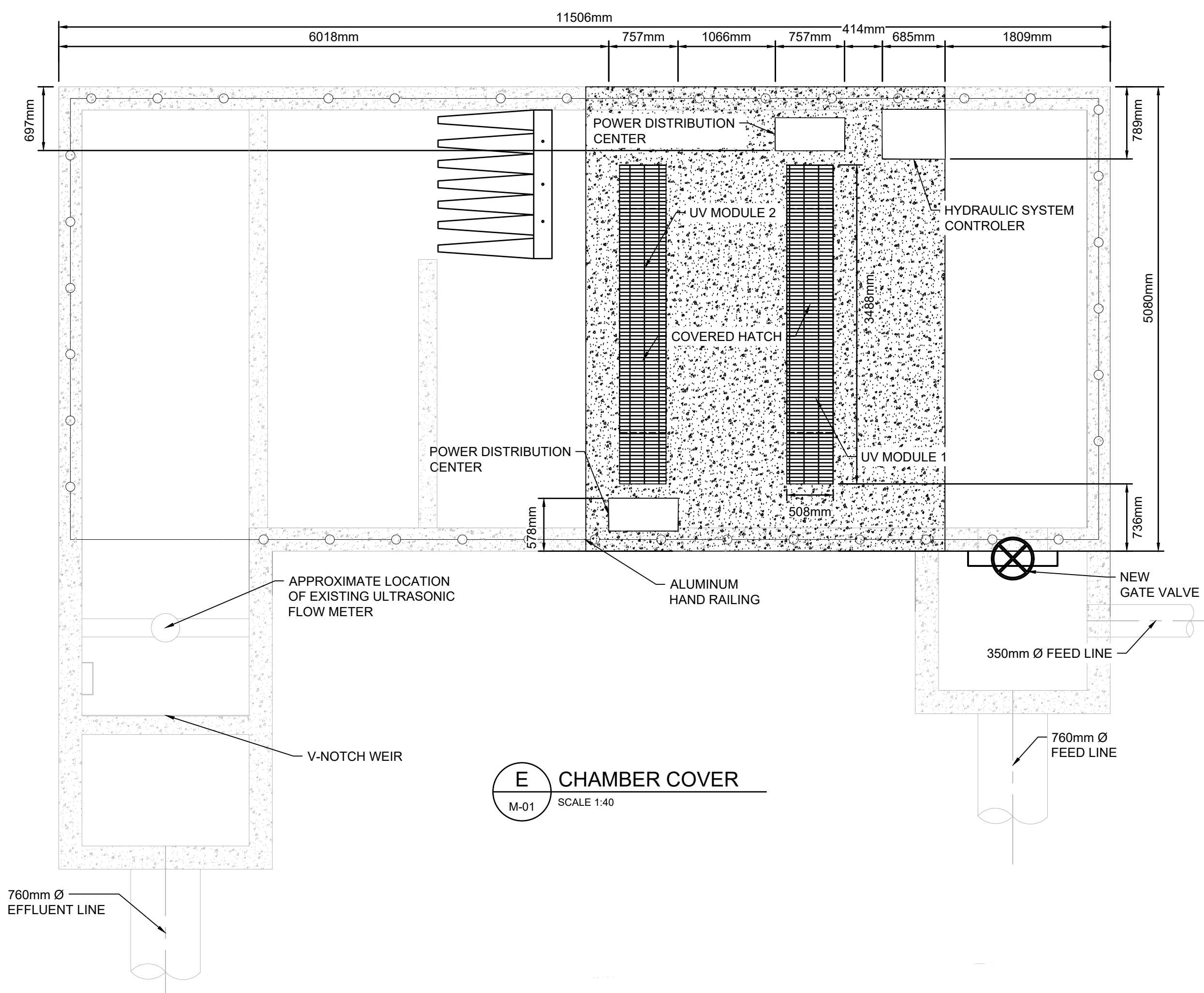
CAUTION: DO NOT SCALE DRAWINGS. THIS REPRODUCTION MAY BE AT A SIZE DIFFERENT THAN ORIGINALLY DRAWN. EXP ASSUMES NO RESPONSIBILITY FOR INCORRECT SCALING, UNAUTHORIZED REPRODUCTION OR REUSE IS STRICTLY PROHIBITED, NOT PUBLISHED - ALL RIGHTS RESERVED. EXP EXPRESSLY DISCLAIMS RESPONSIBILITY ARISING FROM UNAUTHORIZED USE OF THESE DRAWINGS AND NOTES. AUTHORIZATION MUST BE IN WRITING.

© exp, 2025
DIMENSIONS NOTES:
1. ALL DIMENSIONS ARE IN MILLIMETERS (mm) UNLESS NOTED OTHERWISE.

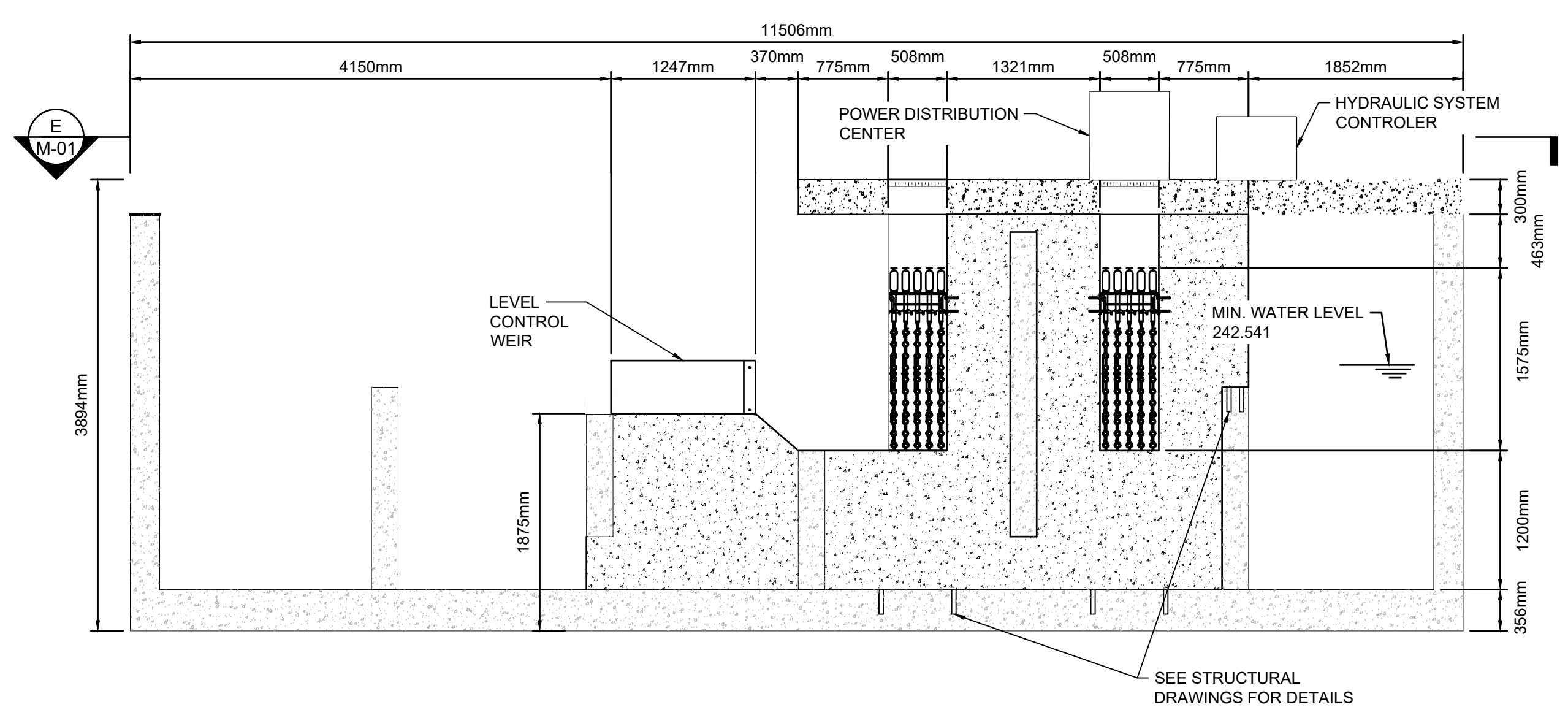
- NOTES:
1. INFORMATION ON THIS DRAWING WAS OBTAINED FROM ONTARIO MINISTRY OF ENVIRONMENT PROJECT NO. 1-0096-67 DRAWINGS BY PROCTOR & REDFERN LIMITED FROM 1973. SOME INSTRUMENTATION AND DETAILS ARE NOT SHOWN. INFORMATION IS TO BE CONFIRMED IN THE FIELD PRIOR TO CONSTRUCTION AND ANY DISCREPANCIES SHOULD BE BROUGHT TO THE ATTENTION OF THE CONTRACT ADMINISTRATOR.
 2. ALUMINUM RAILING SHOULD BE REMOVED AND RE-USED AFTER UPGRADES ARE COMPLETE.
 3. THE FOLLOWING DRAWINGS SHOW WORK ONLY RELATED TO MECHANICAL PROCESS. REFER TO OTHER DISCIPLINE DRAWINGS IN THIS PACKAGE IN ORDER TO OBTAIN A FULL UNDERSTANDING OF WORK REQUIRED.
 4. DRAWINGS ARE SCHEMATIC ONLY. THE CONTRACTOR IS RESPONSIBLE FOR COORDINATING AND VERIFYING ALL DIMENSIONS ONSITE FOR DRAWINGS. CONTRACTOR REINSURE PROPER VERTICAL AND HORIZONTAL CLEARANCE REQUIREMENTS FOR ALL INSTALLED EQUIPMENT ONSITE. THESE DRAWINGS ARE NOT A SUBSTITUTE FOR FIELD VERIFICATION.



1 PLAN VIEW - INNER CHAMBER
M-01 SCALE 1:40



E CHAMBER COVER
M-01 SCALE 1:40



C SECTION
M-01 SCALE 1:40

1	25/2/18	ISSUED FOR TENDER	BL
No.	DATE (YY/MM/DD)	REVISION	BY

CLIENT
TOWN OF IROQUOIS FALLS

PROJECT TITLE
TOWN OF IROQUOIS FALLS
EFFLUENT UV DISINFECTION

PROJECT No. NWL-23008553

DRAWING TITLE
UV CHANNEL

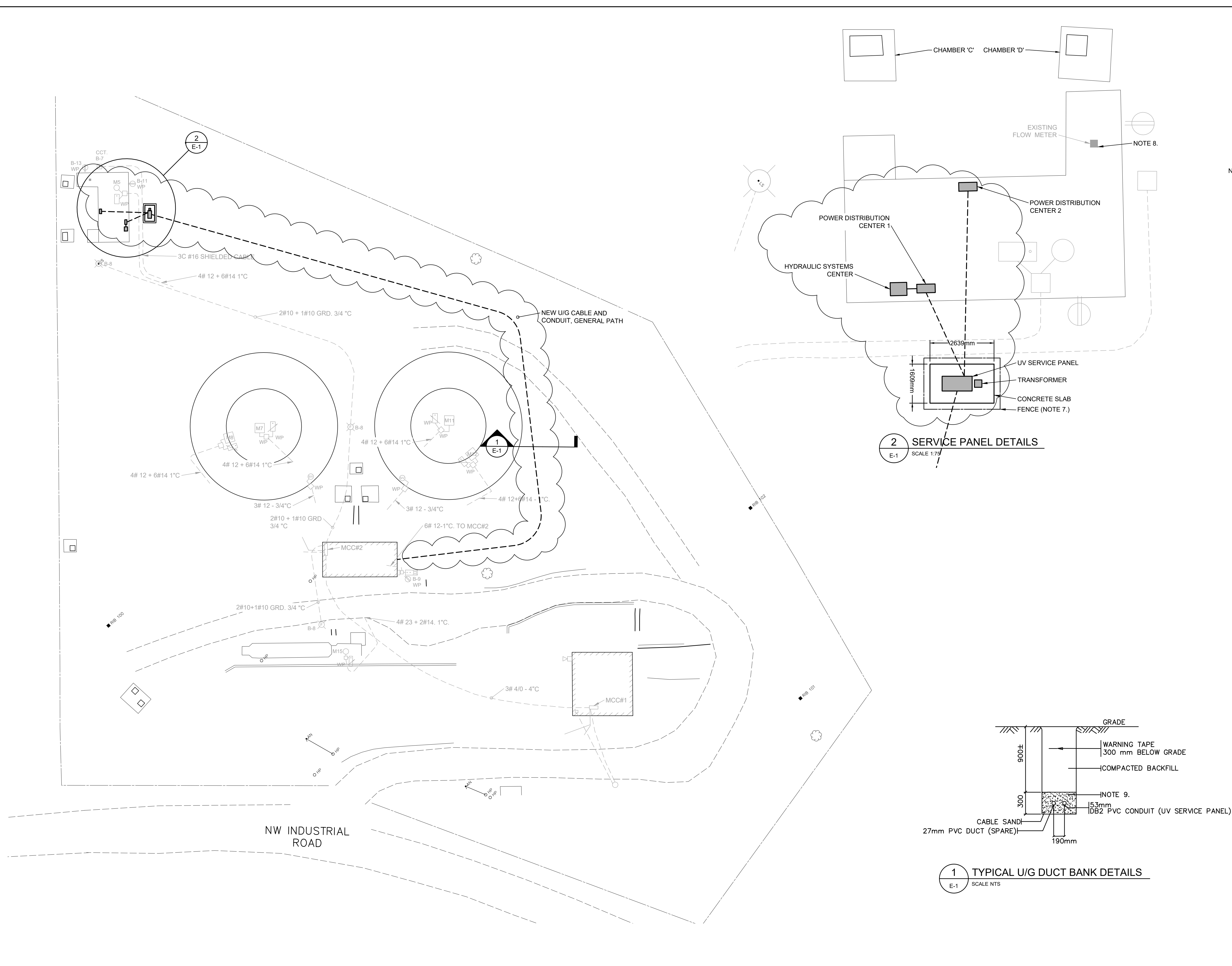
DESIGNED	SCALE
AK	AS NOTED
DRAWN	PLAN No.
TW	23-1266
CHECKED	DRAWING No.
BL	M-01

EXP Services Inc.
1-705-647-4311 | F: 1-705-647-3111
310 Whitehead Ave. W.
New Liskeard, ON P0J 1P0
Canada
www.exp.com

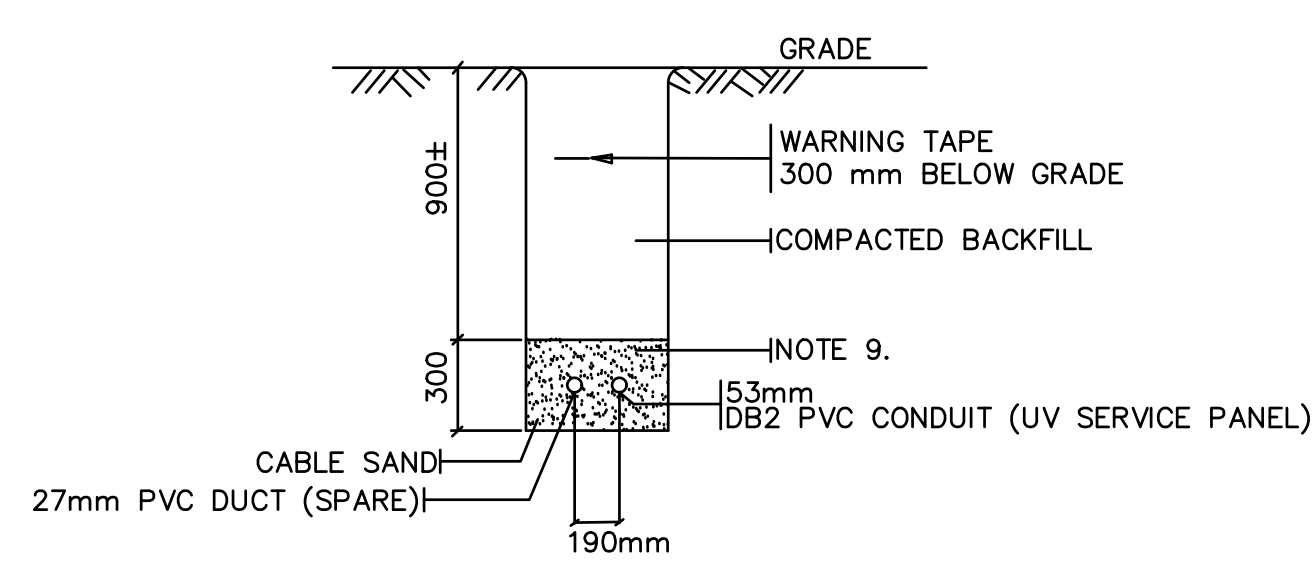


20 AUGUST 2018 10:38:19 AM S:\ENGINEERING\PROJECT FILES\23008553\23008553\01 IROQUOIS FALLS UV DISINFECTION\PROJECT EXECUTION\EXP DRAWINGS\MECHANICAL.DWG

202405 10:37:12 AM S:\ENGINEERING\PROJECTS\NWL-23008553\01 IROQUOIS FALLS UV DISINFECTON\PROJECT EXECUTION\DWG\DRAWINGS\ELECTRICAL SITE PLAN.DWG



2 SERVICE PANEL DETAILS
E-1 SCALE 1:7.5



1 TYPICAL U/G DUCT BANK DETAILS
E-1 SCALE NTS

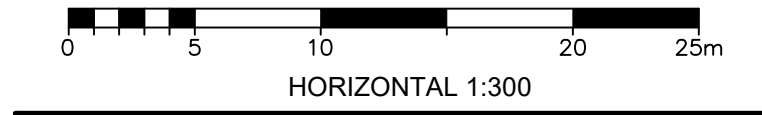
ORIENTATION

PLAN ONLY (APPROXIMATE)

CAUTION: DO NOT SCALE DRAWINGS.
THIS REPRODUCTION MAY BE AT A SIZE DIFFERENT THAN ORIGINALLY DRAWN. EXP ASSUMES NO RESPONSIBILITY FOR INCORRECT SCALING, UNAUTHORIZED REPRODUCTION OR REUSE IS STRICTLY PROHIBITED. NOT PUBLISHED - ALL RIGHTS RESERVED. EXP EXPRESSLY DISCLAIMS RESPONSIBILITY ARISING FROM UNAUTHORIZED USE OF THESE DRAWINGS AND NOTES. AUTHORIZATION MUST BE IN WRITING.
© exp, 2025

DIMENSIONS NOTES:
1. ALL DIMENSIONS ARE IN METERS (m) UNLESS NOTED OTHERWISE.

- NOTES:
- CLOUDED = PROVIDE NEW
 - PANEL LOCATION IS PROPOSED ONLY. CONTRACTOR TO COORDINATE WITH CONTRACT ADMIN FOR FINAL LOCATION.
 - THE CONTRACTOR IS TO COORDINATE WITH OTHER DISCIPLINES TO PREVENT CONFLICTS BETWEEN THE NEW DUCT BANK AND OTHER UNDERGROUND SERVICES.
 - CONTRACTOR TO VERIFY ALL DIMENSION ONSITE PRIOR TO INSTALLATIONS AND REMOVAL OF EQUIPMENT.
 - CONTRACTOR TO PAY FOR AND OBTAIN ALL REQUIRED PERMITS, FEES, LICENSES, CERTIFICATES OF INSPECTION, ETC. IF REQUIRED.
 - ALL DRAWINGS ARE DIAGRAMMATIC ONLY. THE ARRANGEMENTS OF EQUIPMENT SHOWN ARE APPROXIMATIONS ONLY AND MAY BE ALTERED BY THE ENGINEER TO MEET THE REQUIREMENTS OF THE PROJECTS.
 - CONTRACTOR TO PROVIDE CHAIN-LINK FENCE. TO BE GALVANIZED STEEL FABRICS WITH A 2-INCH BY INCH MESH SIZE AND 9-GAUGE THICKNESS. HEIGHT OF 8FT ABOVE GRADE. CONTRACTOR TO INSTALL SPACED LINE POSTS AND TERMINAL POSTS ALONG WITH A TOP RAIL AND TENSION WIRE FOR STABILITY. CONTRACTOR TO INCLUDE A GATE WITH PAD LOCK, AND ALL STEEL COMPONENTS ARE TO BE HOT DIPPED GALVANIZED FOR CORROSION RESISTANCE ADHERING TO ASTM STANDARDS.
 - CONTRACTOR TO PROVIDE CONTROL WIRING FROM THE EXISTING FLOW METER TO THE UV SYSTEM AND WWTP PLC AS REQUIRED PER TROJAN REFERENCE DRAWINGS (3M0698D01 - REMOTE QSI) AND UV SYSTEM SPECIFICATION
 - CONTRACTOR TO INCLUDE CONTROL WIRING NECESSARY BACK TO WWTP PLC FOR INTEGRATION.



1	25/2/18	ISSUED FOR TENDER	BL
A	24/5/03	ISSUED FOR M.E.C.P. APPROVAL	BL
No.	DATE (YYMMDD)	REVISION	BY

CLIENT
TOWN OF IROQUOIS FALLS

PROJECT TITLE
**TOWN OF IROQUOIS FALLS
EFFLUENT UV DISINFECTION**

PROJECT No. **NWL-23008553**

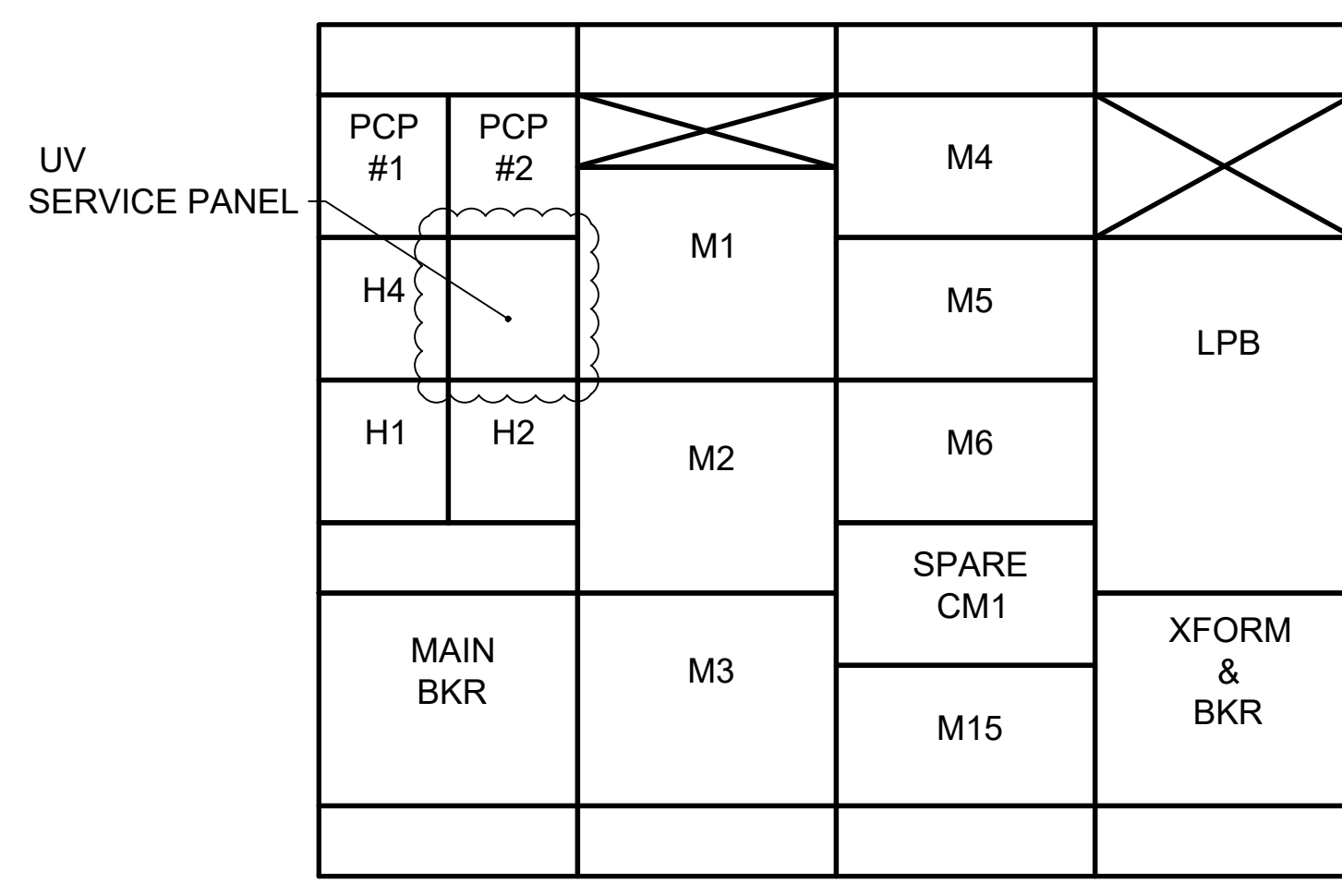
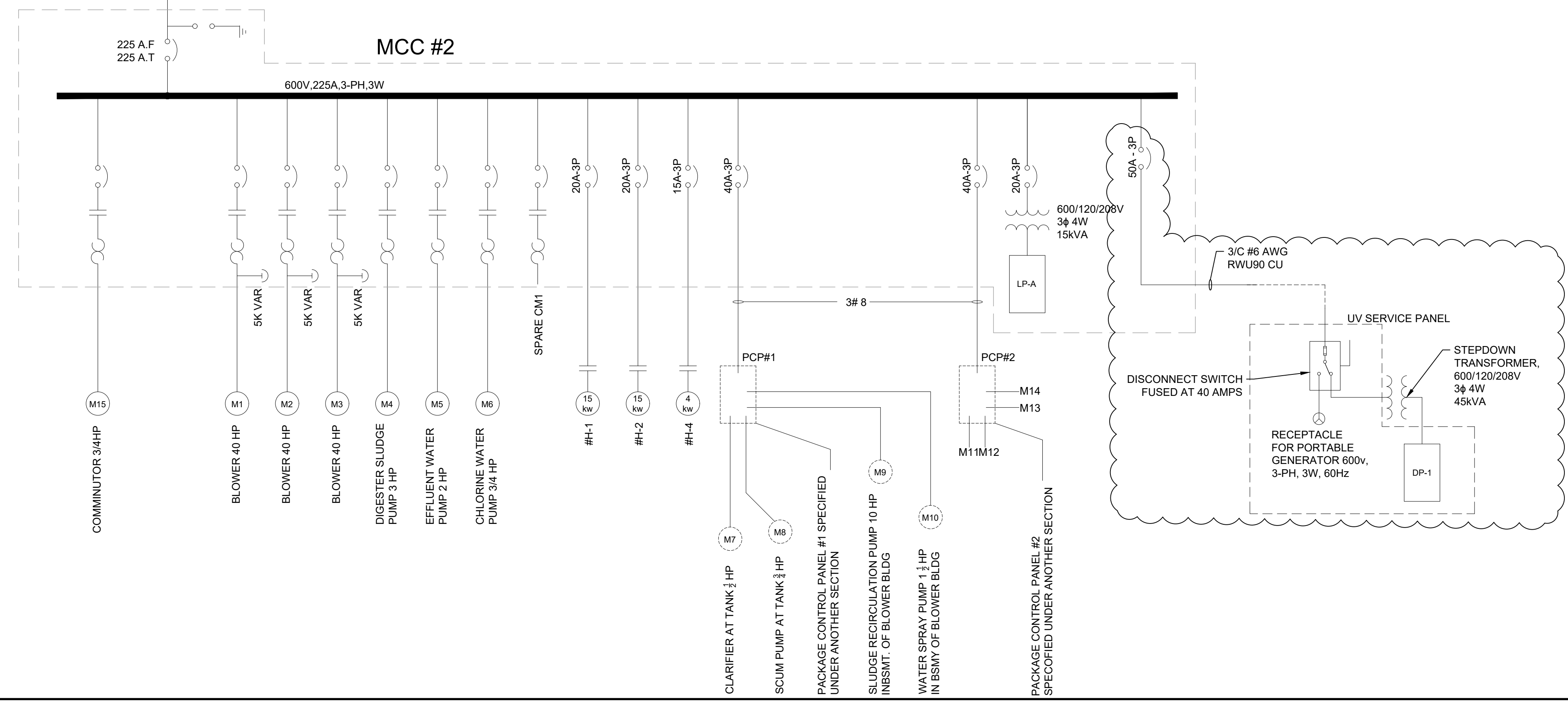
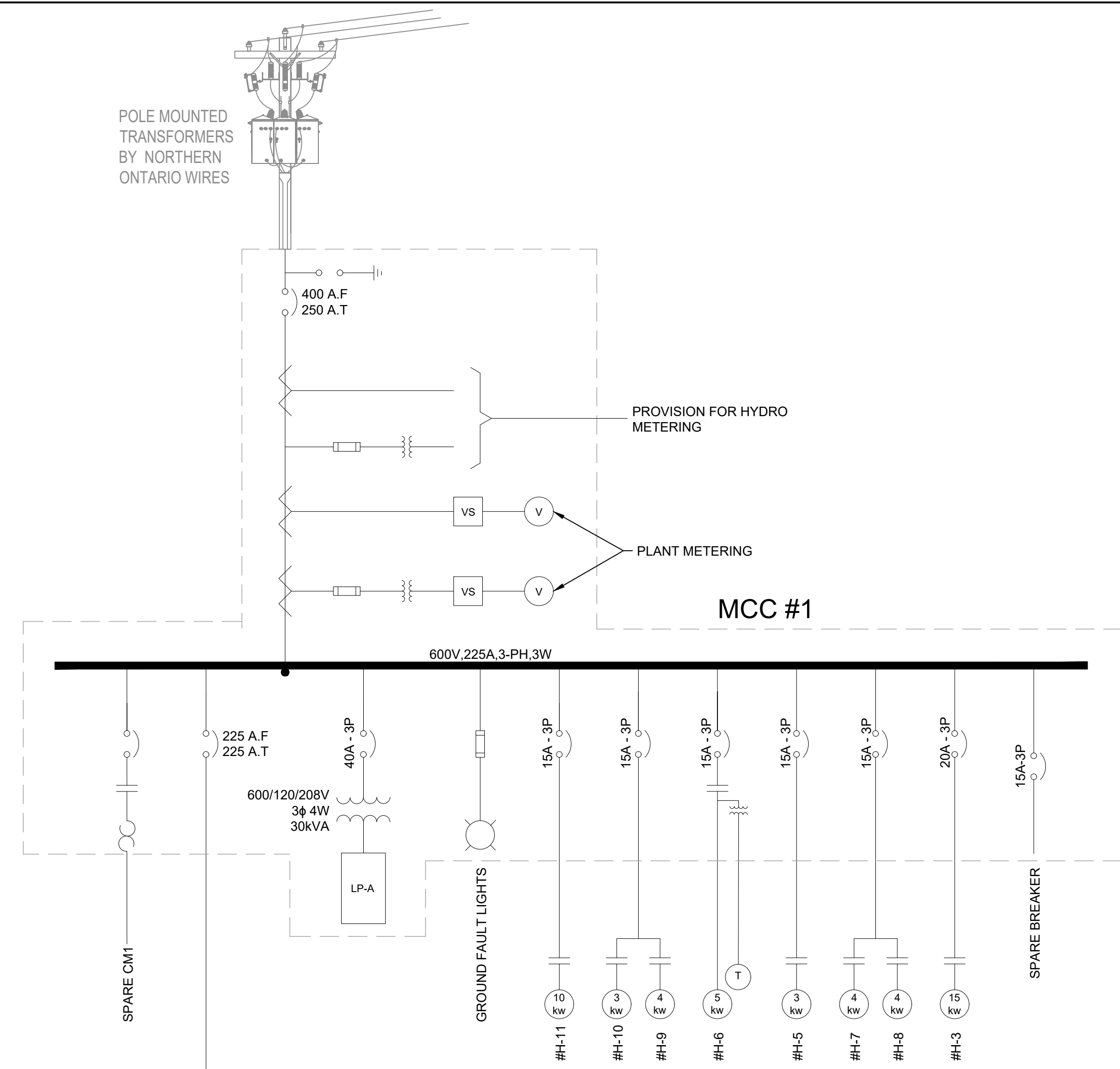
DRAWING TITLE
**ELECTRICAL SITE
PLAN**

DESIGNED	SCALE
CS	1:300
DRAWN	PLAN No.
TCW	23-1266
CHECKED	DRAWING No.
FE	E-01

EXP Services Inc.
1-705-647-4311 | F: 1-705-647-3111
310 Whitewood Ave. W.
New Liskeard, ON P0J 1P0
Canada



POLE MOUNTED TRANSFORMERS BY NORTHERN ONTARIO WIRES



MCC #2

ORIENTATION

PLAN ONLY (APPROXIMATE)

CAUTION: DO NOT SCALE DRAWINGS. THIS REPRODUCTION MAY BE AT A SIZE DIFFERENT THAN ORIGINALLY DRAWN. EXP ASSUMES NO RESPONSIBILITY FOR INCORRECT SCALING. UNAUTHORIZED REPRODUCTION OR REUSE IS STRICTLY PROHIBITED. NOT PUBLISHED - ALL RIGHTS RESERVED. EXP EXPRESSLY DISCLAIMS RESPONSIBILITY ARISING FROM UNAUTHORIZED USE OF THESE DRAWINGS AND NOTES. AUTHORIZATION MUST BE IN WRITING.

© exp, 2025

DIMENSIONS NOTES:
1. ALL DIMENSIONS ARE IN METERS (m) UNLESS NOTED OTHERWISE.

- NOTES:
1. CLOUDED = PROVIDE NEW
 2. PROVIDE NEW 50 A CIRCUIT. MAKE ALLEN BRADLEY OR APPROVED EQUAL. UV SERVICE PANEL TO GO INTO EMPTY SPACE WITHIN MCC PANEL. CONTRACTOR WILL BE REQUIRED TO SUPPLY HARDWARE AND BUCKET FOR THE MCC UNIT INSTALLATION. SEE DRAWING E-1 (ELECTRICAL SITE PLAN) FOR ROUTING AND DUCT BANK DETAIL.

1	25/2/18	ISSUED FOR TENDER	BL
A	24/5/03	ISSUED FOR M.E.C.P. APPROVAL	BL
No.	DATE (YY/MM/DD)	REVISION	BY

CLIENT
TOWN OF IROQUOIS FALLS

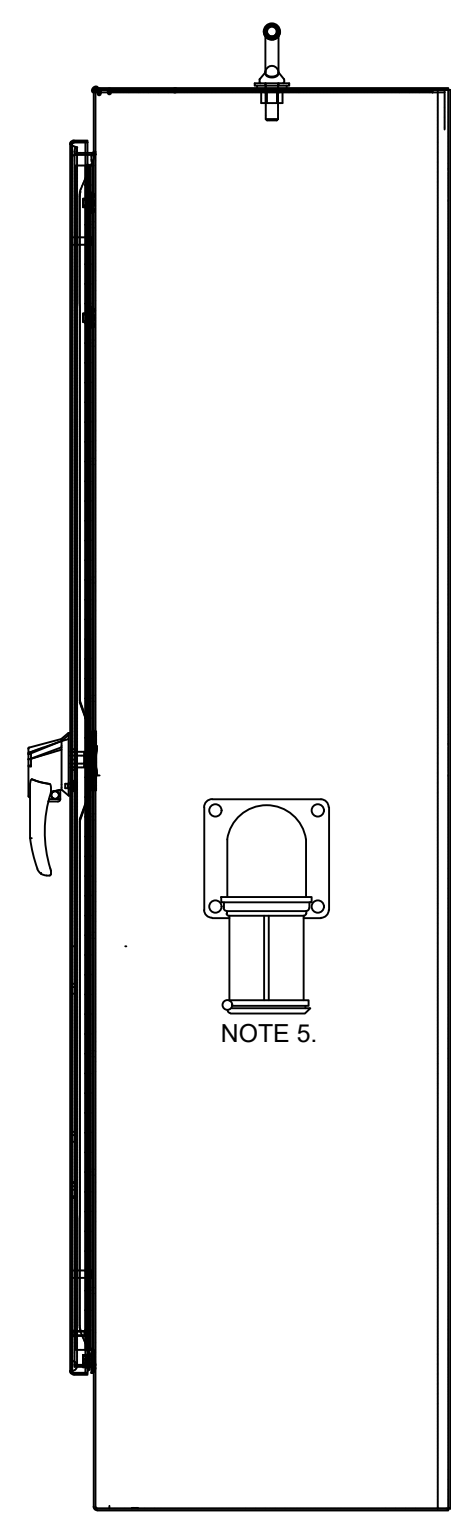
PROJECT TITLE
TOWN OF IROQUOIS FALLS EFFLUENT UV DISINFECTION

PROJECT No. **NWL-23008553**

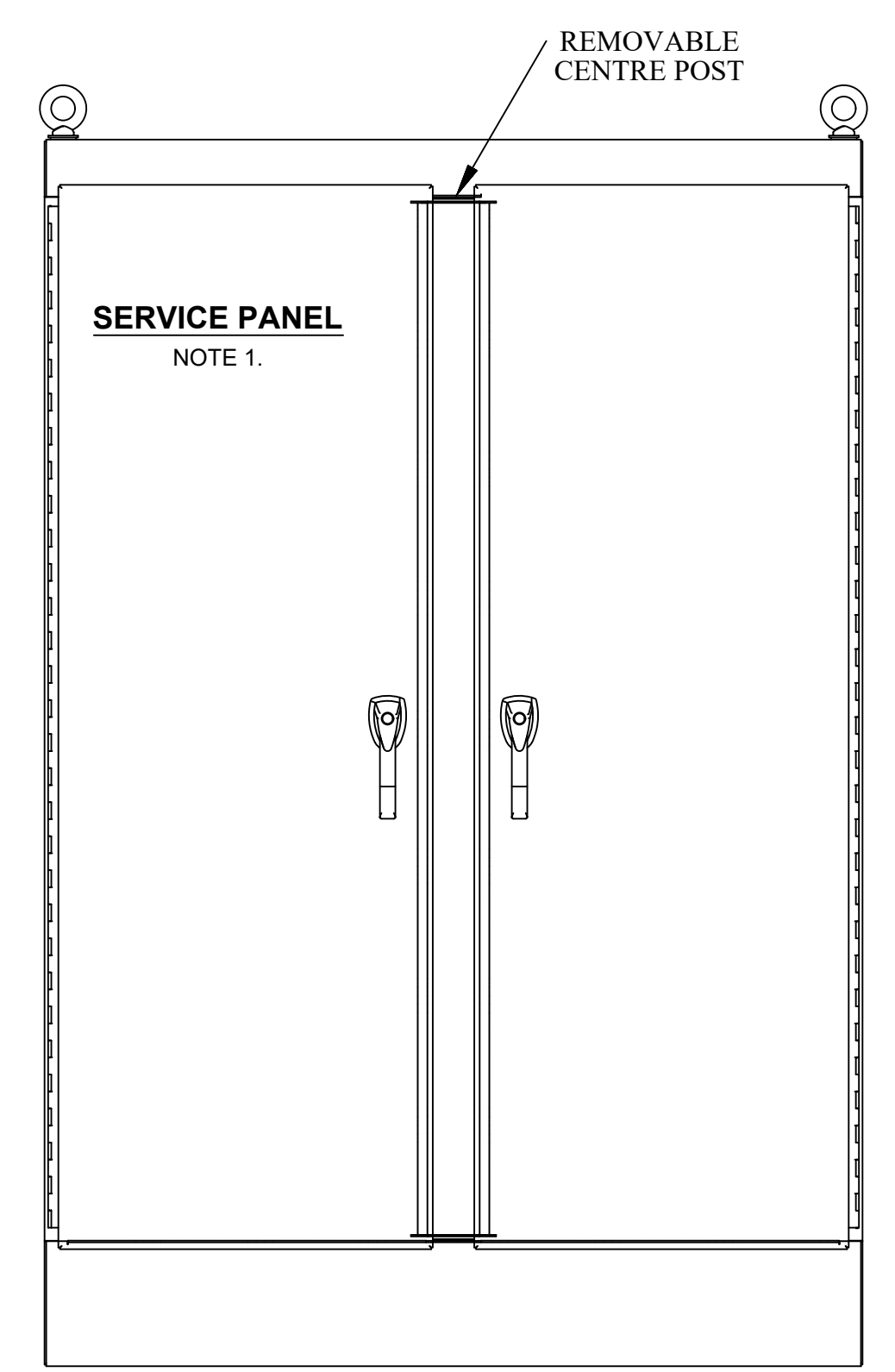
DRAWING TITLE
SINGLE LINE DIAGRAM

DESIGNED	SCALE
CS	NTS
DRAWN	PLAN No.
TCW	23-1266
CHECKED	DRAWING No.
FE	E-02

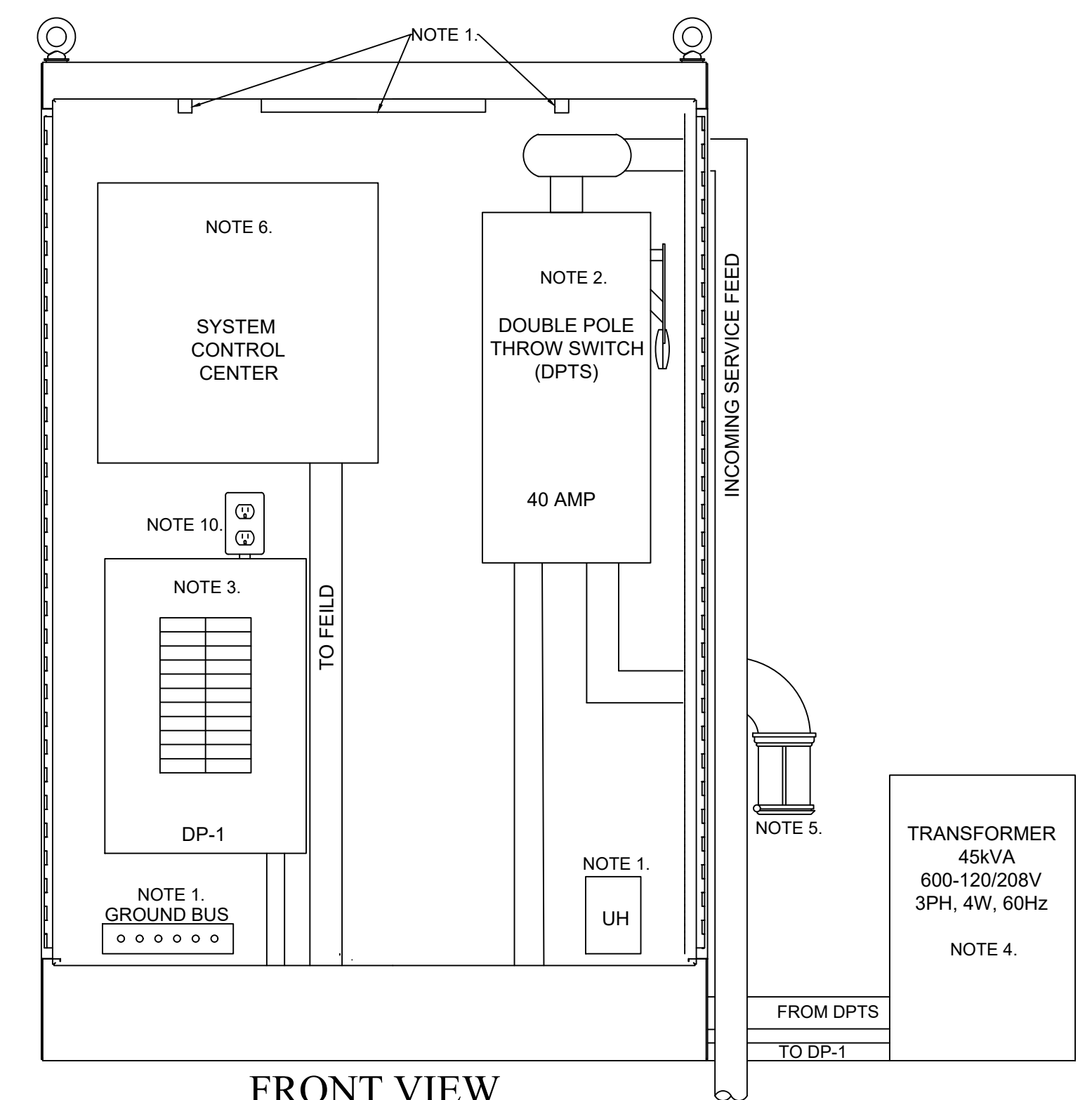
EXP Services Inc.
1-705-647-4311 | F: 1-705-647-3111
310 Whitewood Ave. W.
New Liskeard, ON P0J 1P0
Canada
www.exp.com



SIDE VIEW



FRONT VIEW



FRONT VIEW

- NOTES:
- CONTRACTOR TO PROVIDE CUSTOM UV SERVICE PANEL ENCLOSURE TWO DOOR FREE STANDING, NEMA 4X, STAINLESS STEEL (72" x 48" x 18"). WITH PAD LOCKABLE HANDLE, PANEL TO COME COMPLETE WITH HEATER AND LIGHTS (C/W DOOR SWITCH), MAKE HAMMOND, MODEL: HN4FS724818SS OR APPROVED EQUAL.
 - CONTRACTOR TO PROVIDE FUSIBLE DOUBLE THROW SWITCH, FUSED AT 40 AMPS, DOUBLE THROW SWITCH MODEL: 1DT363 (EATON) OR APPROVED EQUAL.
 - CONTRACTOR TO PROVIDE 24 CCT LOAD CENTER. MODEL: 3DR1224L200S (EATON) OR APPROVED EQUAL.
 - CONTRACTOR TO PROVIDE GENERAL PURPOSE STEP DOWN 45KVA 3-PHASE 600V - 208/120V WITH NEMA 3R ENCLOSURE.
 - CONTRACTOR TO PROVIDE 600V 3-PHASE, 3-WIRE 60 Hz, NEMA 3R RATED PORTABLE GENERATOR PLUG.
 - CONTRACTOR TO PROVIDE WIRING CONNECTIONS FOR THE NEW UV SYSTEM AND ALL RELATED DEVICES INCLUDING BUT NOT LIMITED TO:
 - FLOW METER
 - POWER DISTRIBUTION CENTER (PDC) 1
 - POWER DISTRIBUTION CENTER (PDC) 2
 - HYDRAULIC SYSTEM CENTER (HSC)
 - SYSTEM CONTROL CENTER (SCC)
 SEE DRAWINGS E-1 AND E-3 FOR APPROXIMATE LOCATIONS.
 - CONTRACTOR TO RE-USE EXISTING FLOW METER FOR THE NEW PROPOSED SYSTEM. SEE DRAWING E-1 FOR APPROXIMATE LOCATION.
 - CONTRACTOR SHALL IDENTIFY AND LABEL CLEARLY ALL CIRCUITS, WIRING, SERVICES, JUNCTION BOXES, PULL BOXES, DEVICES AND EQUIPMENT INSTALLED AND CONNECTED UNDER THE SCOPE OF THE WORK OF THIS PROJECT. COORDINATE ALL LABELING WITH THE OWNER AND CONSULTANT.
 - ELECTRICAL CIRCUITS, EQUIPMENT, AND SERVICE ENCLOSURE SHALL BE BONDED AND GROUNDED AS PER OESC.
 - CONTRACTOR TO PROVIDE CONVENIENCE RECEPTACLE TO BE WITHIN THE UV SERVICE PANEL.

ORIENTATION

PLAN ONLY (APPROXIMATE)

CAUTION: DO NOT SCALE DRAWINGS. THIS REPRODUCTION MAY BE AT A SIZE DIFFERENT THAN ORIGINALLY DRAWN. EXP ASSUMES NO RESPONSIBILITY FOR INCORRECT SCALING, UNAUTHORIZED REPRODUCTION OR REUSE IS STRICTLY PROHIBITED, NOT PUBLISHED - ALL RIGHTS RESERVED. EXP EXPRESSLY DISCLAIMS RESPONSIBILITY ARISING FROM UNAUTHORIZED USE OF THESE DRAWINGS AND NOTES. AUTHORIZATION MUST BE IN WRITING.

© exp, 2025

DIMENSIONS NOTES:
1. ALL DIMENSIONS ARE IN METERS (m) UNLESS NOTED OTHERWISE.

1	25/2/18	ISSUED FOR TENDER	BL
A	24/5/03	ISSUED FOR M.E.C.P. APPROVAL	BL
No.	DATE (YY/MM/DD)	REVISION	BY

CLIENT
TOWN OF IROQUOIS FALLS

PROJECT TITLE
TOWN OF IROQUOIS FALLS
EFFLUENT UV DISINFECTION

PROJECT No. NWL-23008553

DRAWING TITLE
PANEL DETAILS

DESIGNED	SCALE
CS	NTS
DRAWN	PLAN No.
TCW	23-1266
CHECKED	DRAWING No.
FE	E-03

EXP Services Inc.
1-705-647-4311 | F: 1-705-647-3111
310 Whitehead Ave. W.
New Liskeard, ON P0J 1P0
Canada
www.exp.com



PANEL	LOCATION	VOLTAGE	PHASE	WIRE	MAINS	MCB	A.I.C.	ENCLOSURE	MOUNTING	FED FROM
DP-1	Contact Chamber	120 / 208	3	4	N/A	200A	25kA	NEMA 1	SURFACE	MCC #2
CCT	LOAD DESCRIPTION	VA	CB OPT	CB	PH	CB	CB OPT	VA	LOAD DESCRIPTION	CCT
1			A	20					UV SYSTEM SCC	2
3	UV SYSTEM PDC 1	10,200		45	B	15			UVT MONITOR	4
5					C	15			UNIT HEATER	6
7					A	15			LIGHTING	8
9	UV SYSTEM PDC 2	10,200		45	B	15			RECEPTACLE	10
11					C	15			SPARE	12
13	SPARE				15	A	15		SPARE	14
15	SPARE				15	B	15		SPARE	16
17	SPARE				15	C	15		SPARE	18
19	SPACE					A			SPACE	20
21	SPACE					B			SPACE	22
23	SPACE					C			SPACE	24

- NOTES:
1. LOAD CENTER AND BREAKERS ARE TO BE PROVIDED NEW.
2.
3.

DP-1 PANEL SCHEDULE

PANELS: 10/17/24 AM S:\ENGINEERING\PROJECT FILES\2023\NW-23008553\IROQUOIS FALLS UV DISINFECTION\PROJECT EXECUTION\EXP DRAWINGS\ELECTRICAL PANEL DETAILS.DWG

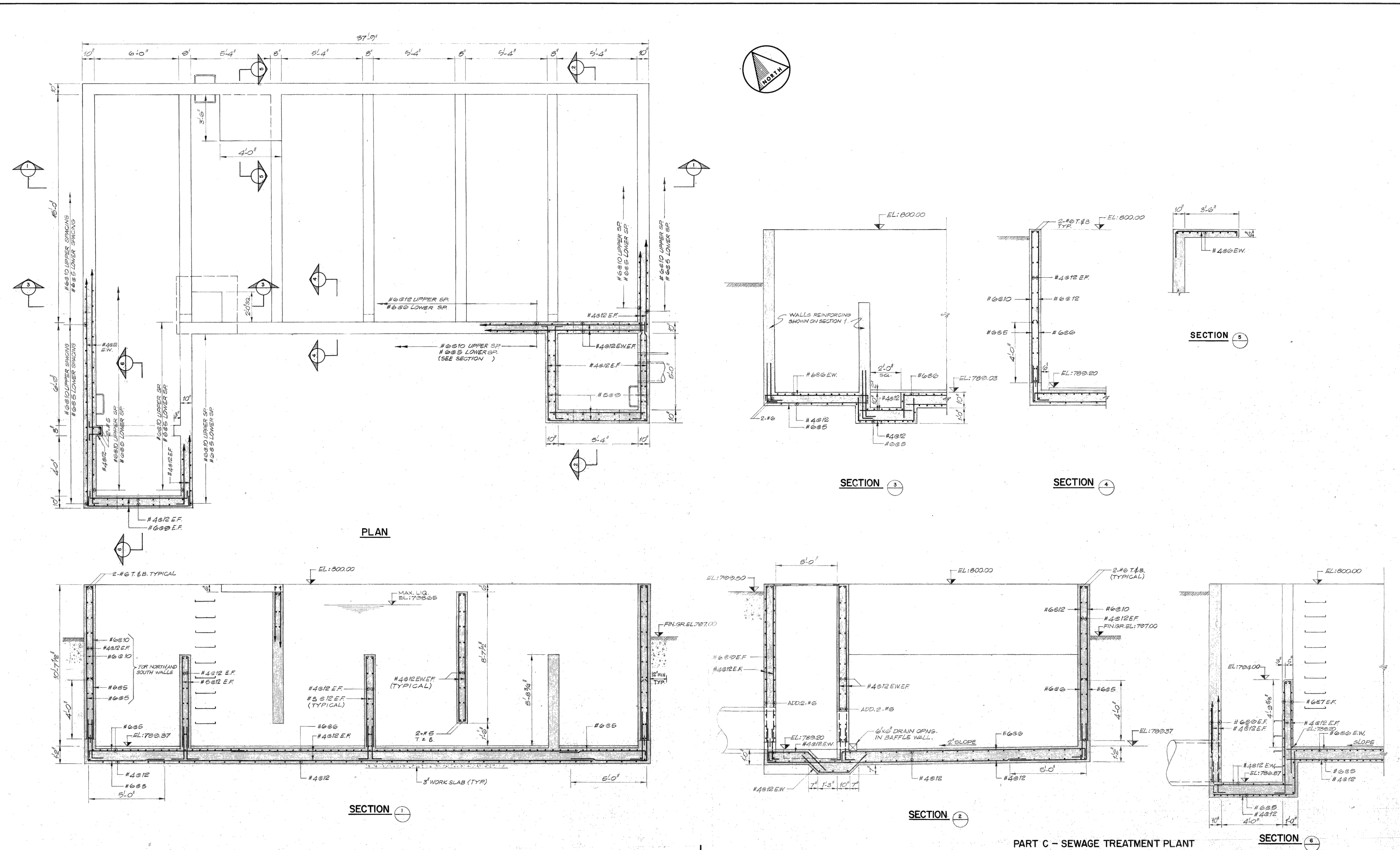
ORIENTATION

PLAN ONLY (APPROXIMATE)

CAUTION: DO NOT SCALE DRAWINGS.
THIS REPRODUCTION MAY BE AT A SIZE DIFFERENT THAN ORIGINALLY DRAWN. EXP ASSUMES NO RESPONSIBILITY FOR INCORRECT SCALING. UNAUTHORIZED REPRODUCTION OR REUSE IS STRICTLY PROHIBITED. NOT PUBLISHED - ALL RIGHTS RESERVED. EXP EXPRESSLY DISCLAIMS RESPONSIBILITY ARISING FROM UNAUTHORIZED USE OF THESE DRAWINGS AND NOTES. AUTHORIZATION MUST BE IN WRITING.

© exp. 2025

DIMENSIONS NOTES
1. ALL DIMENSIONS ARE IN MILLIMETERS (mm) UNLESS NOTED OTHERWISE.



PART C - SEWAGE TREATMENT PLANT

SECTION 6

Notes:

No.	Zone	Revision	Date	Initial

Approved

Structural

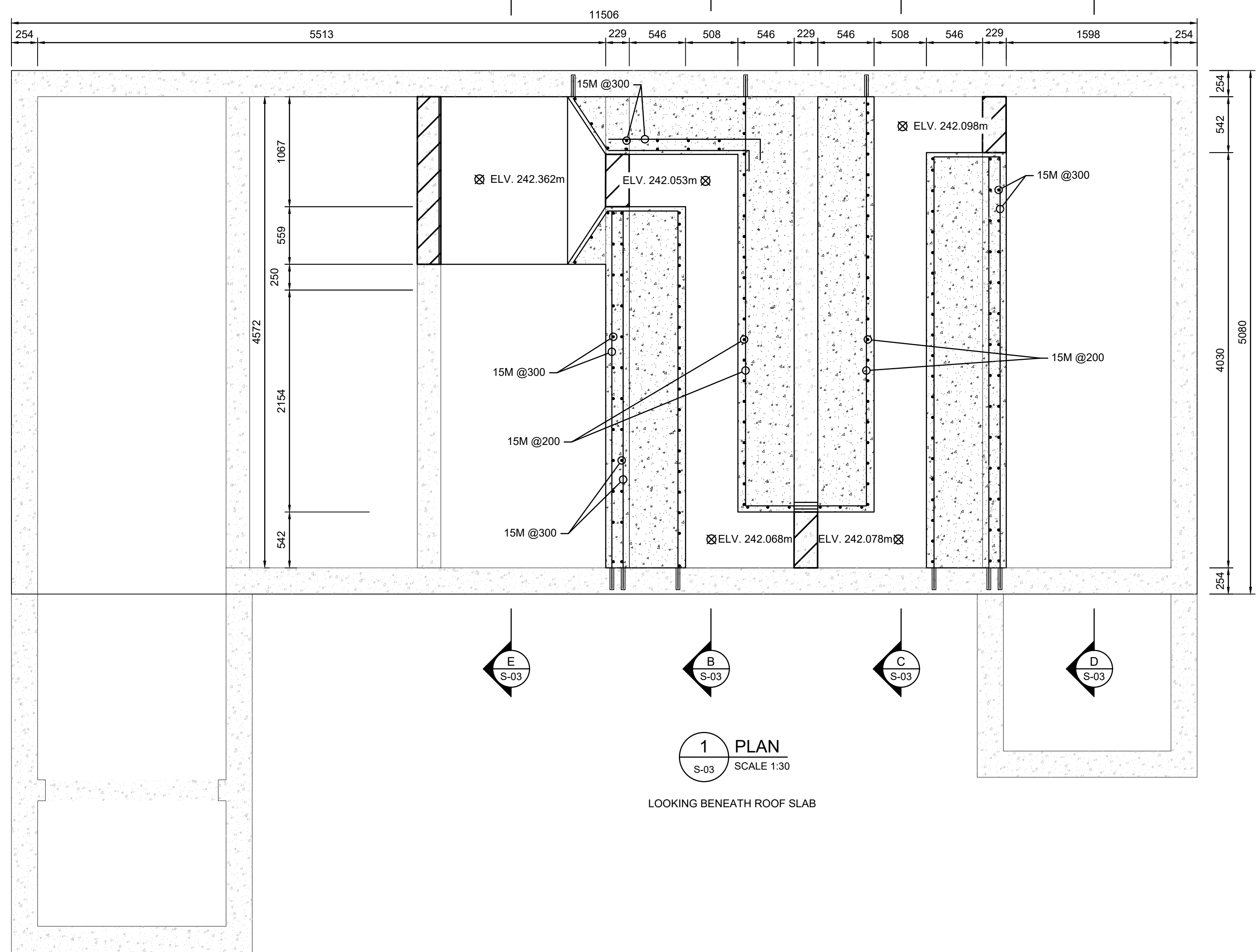
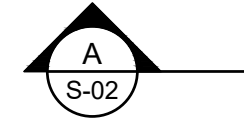
Ontario Ministry of the Environment
Project No. I-0096-67 Contract No. _____
TOWN OF IROQUOIS FALLS
CHLORINE CONTACT CHAMBER
PLANS & SECTIONS

Proctor & Redfern Limited
Consulting Engineers
Toronto
Scale: 3/8" = 1'-0"
Date: MARCH '75
Drawing No. B-71277C-S3

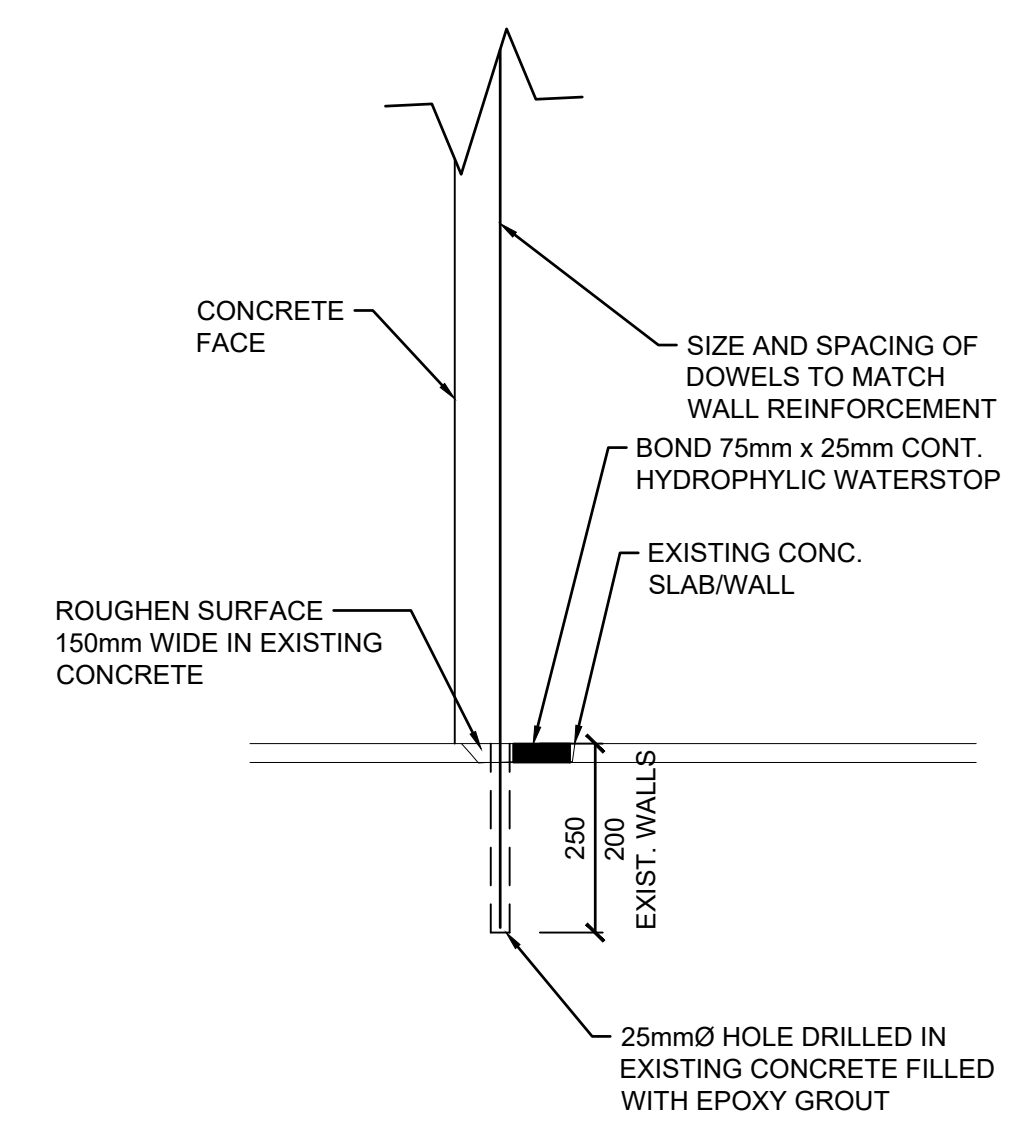
1	25/2/18	ISSUED FOR TENDER	BL
No.	DATE (YYMMDD)	REVISION	BY
CLIENT TOWN OF IROQUOIS FALLS			
PROJECT TITLE TOWN OF IROQUOIS FALLS EFFLUENT UV DISINFECTION			
PROJECT No. NWL-23008553			
DRAWING TITLE EXISTING STRUCTURAL DRAWING			
DESIGNED	SCALE		
CAC/NJD	N.T.S.		
DRAWN	PLAN No.		
BRP	23-1266		
CHECKED	DRAWING No.		
CAC/NJD	S-01		

EXP Services Inc.
1-705-647-4311 | F: 1-705-647-3111
310 Whitewood Ave. W.
New Liskeard, ON P0J 1P0
Canada
www.exp.com

24/025 10:37:21 AM S:\ENGINEERING\PROJECT FILES\23008553\0 IROQUOIS FALLS UV DISINFECTION\PART C\SEWAGE TREATMENT PLANT\STRUCTURAL.DWG



1 PLAN
SCALE 1:30
LOOKING BENEATH ROOF SLAB



DETAIL 1
DOWEL DETAIL
1:10

ORIENTATION

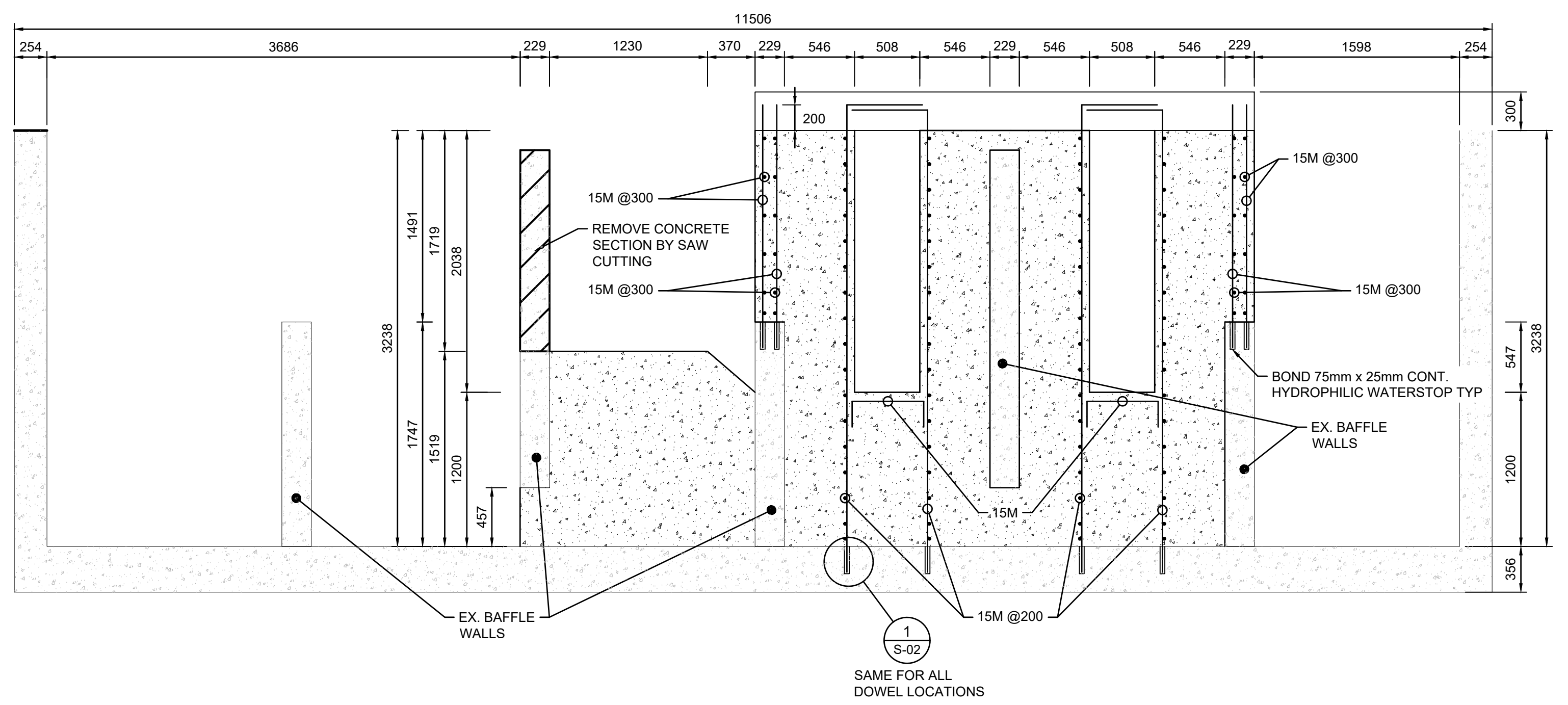
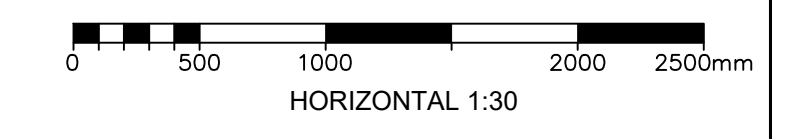
PLAN ONLY (APPROXIMATE)

CAUTION: DO NOT SCALE DRAWINGS.
THIS REPRODUCTION MAY BE AT A SIZE DIFFERENT THAN ORIGINALLY DRAWN. EXP ASSUMES NO RESPONSIBILITY FOR INCORRECT SCALING, UNAUTHORIZED REPRODUCTION OR REUSE IS STRICTLY PROHIBITED. NOT PUBLISHED - ALL RIGHTS RESERVED. EXP EXPRESSLY DISCLAIMS RESPONSIBILITY ARISING FROM UNAUTHORIZED USE OF THESE DRAWINGS AND NOTES. AUTHORIZATION MUST BE IN WRITING.

© exp, 2025

DIMENSIONS NOTES:
1. ALL DIMENSIONS ARE IN MILLIMETERS (mm) UNLESS NOTED OTHERWISE.

1. INFORMATION ON THIS DRAWING WAS OBTAINED FROM ONTARIO MINISTRY OF ENVIROMENT PROJECT NO. 1-0096-67 DRAWINGS BY PROCTOR & REDFERN LIMITED FROM 1973. SOME INSTRUMENTATION AND DETAILS ARE NOT SHOWN. INFORMATION IS TO BE CONFIRMED IN THE FIELD PRIOR TO CONSTRUCTION AND ANY DISCREPANCIES SHOULD BE BROUGHT TO THE ATTENTION OF THE CONTRACT ADMINISTRATOR.



A SECTION A-A
SCALE 1:30

1	25/2/18	ISSUED FOR TENDER	BL
No.	DATE (YYMMDD)	REVISION	BY

CLIENT
TOWN OF IROQUOIS FALLS

PROJECT TITLE
TOWN OF IROQUOIS FALLS
EFFLUENT UV DISINFECTION

PROJECT No. NWL-23008553

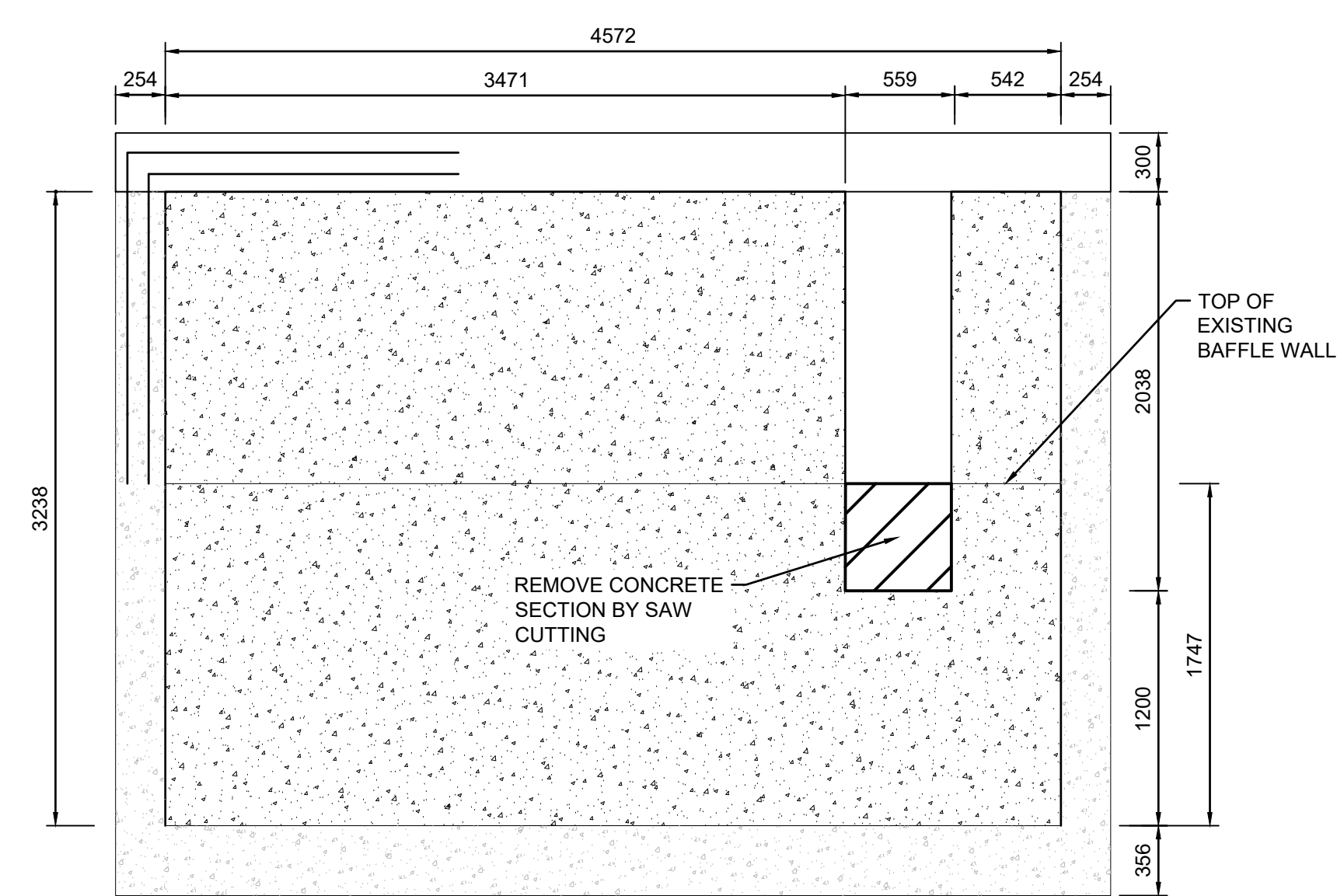
DRAWING TITLE
UV CHANNEL PLAN

DESIGNED	SCALE
CAC/NJD	AS NOTED
DRAWN	PLAN No.
BRP	23-1266
CHECKED	DRAWING No.
CAC/NJD	S-02

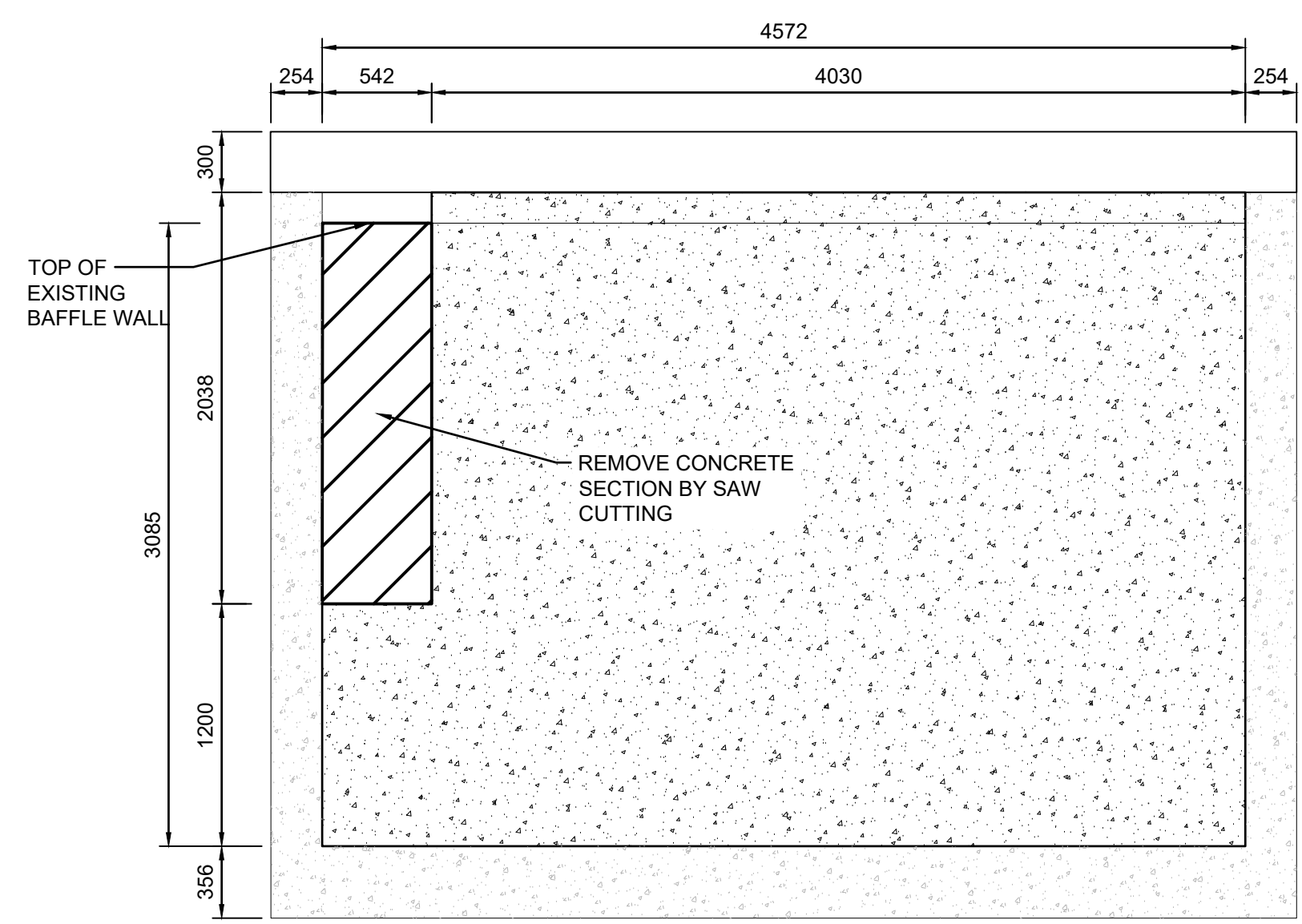
EXP Services Inc.
1-705-647-4311 | F: 1-705-647-3111
310 Whitehead Ave. W.
New Liskeard, ON P0J 1P0
Canada
www.exp.com



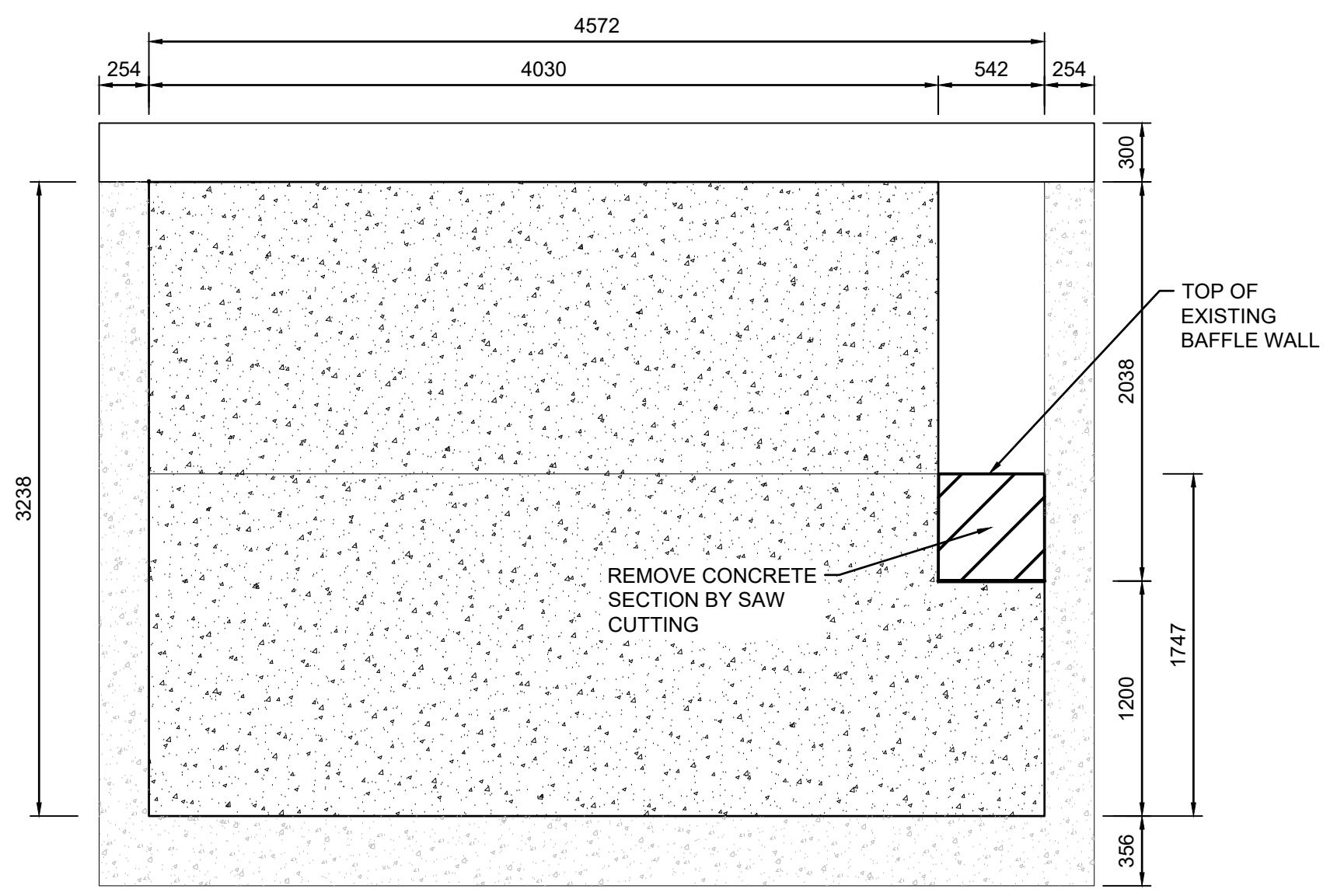
202505 10:37 AM S:\ENGINEERING\PROJECT FILES\2025\NW-23008553\IROQUOIS FALLS UV DISINFECTION\PROJECT EXECUTION\EXP DRAWINGS\STRUCTURAL.DWG



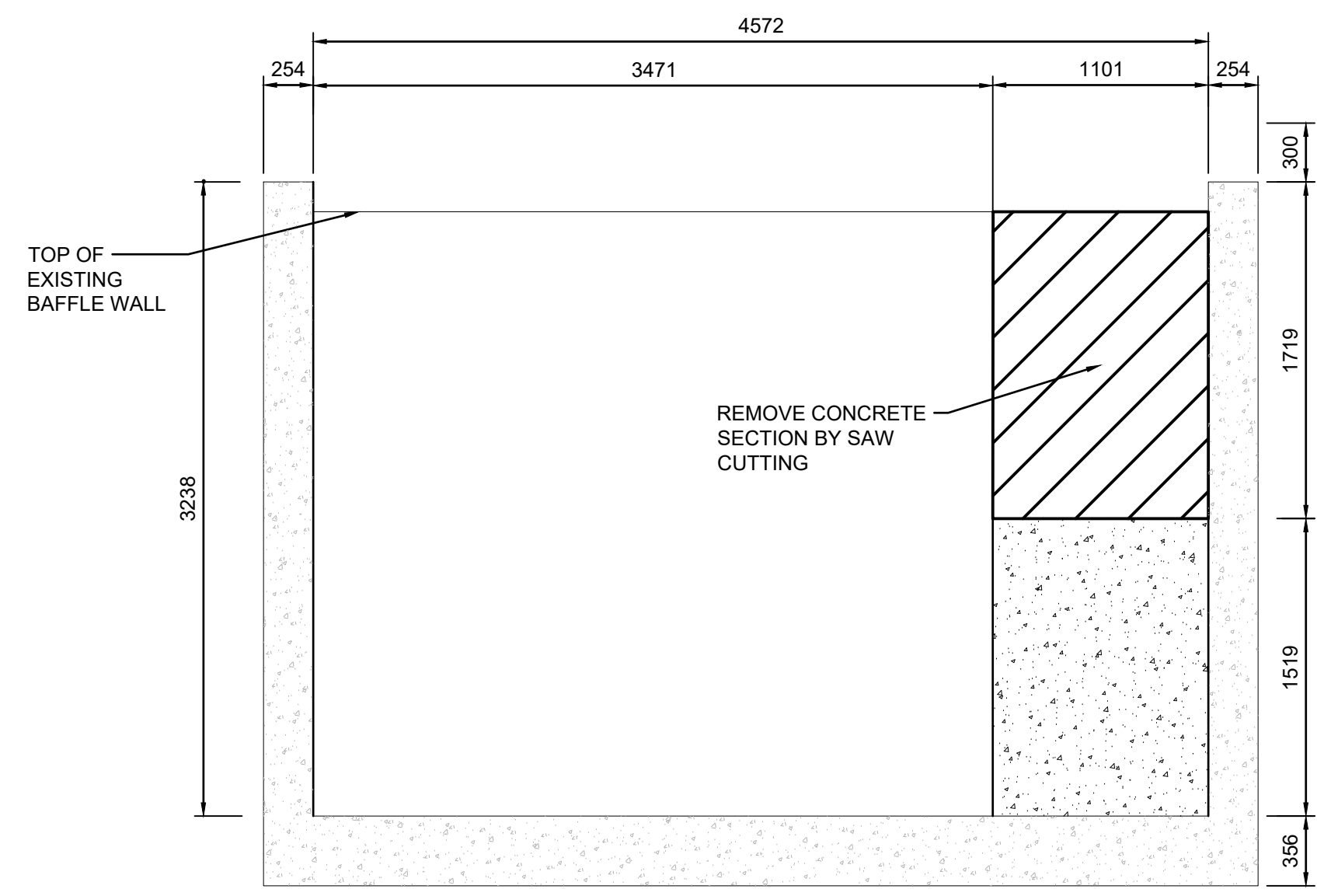
B SECTION B-B
S-03 SCALE 1:30



C SECTION C-C
S-03 SCALE 1:30



D SECTION D-D
S-03 SCALE 1:30



E SECTION E-E
S-03 SCALE 1:30

ORIENTATION

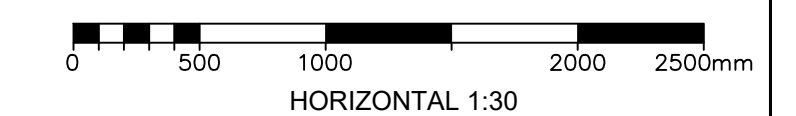
PLAN ONLY (APPROXIMATE)

CAUTION: DO NOT SCALE DRAWINGS.
THIS REPRODUCTION MAY BE AT A SIZE DIFFERENT THAN ORIGINALLY DRAWN. EXP ASSUMES NO RESPONSIBILITY FOR INCORRECT SCALING, UNAUTHORIZED REPRODUCTION OR REUSE IS STRICTLY PROHIBITED. NOT PUBLISHED - ALL RIGHTS RESERVED. EXP EXPRESSLY DISCLAIMS RESPONSIBILITY ARISING FROM UNAUTHORIZED USE OF THESE DRAWINGS AND NOTES. AUTHORIZATION MUST BE IN WRITING.

© exp, 2025

DIMENSIONS NOTES:
1. ALL DIMENSIONS ARE IN MILLIMETERS (mm) UNLESS NOTED OTHERWISE.

- INFORMATION ON THIS DRAWING WAS OBTAINED FROM ONTARIO MINISTRY OF ENVIRONMENT PROJECT NO. 1-0096-67 DRAWINGS BY PROCTOR & REDFERN LIMITED FROM 1973. SOME INSTRUMENTATION AND DETAILS ARE NOT SHOWN. INFORMATION IS TO BE CONFIRMED IN THE FIELD PRIOR TO CONSTRUCTION AND ANY DISCREPANCIES SHOULD BE BROUGHT TO THE ATTENTION OF THE CONTRACT ADMINISTRATOR.



1	25/2/18	ISSUED FOR TENDER	BL
No.	DATE (YY/MM/DD)	REVISION	BY
CLIENT			
TOWN OF IROQUOIS FALLS			
PROJECT TITLE			
TOWN OF IROQUOIS FALLS EFFLUENT UV DISINFECTION			
PROJECT No.		NWL-23008553	
DRAWING TITLE			
UV CHANNEL SECTIONS B C D AND E			
DESIGNED	SCALE		
CAC/NJD	AS NOTED		
DRAWN	PLAN No.		
BRP	23-1266		
CHECKED	DRAWING No.		
CAC/NJD	S-03		
EXP Services Inc.			
1-705-647-4311 F: 1-705-647-3111			
310 Whitehead Ave. W.			
New Liskeard, ON P0J 1P0			
Canada			
www.exp.com			

201805 10:38:39 AM S:\SOURCE\PROJECT FILES\2018\11\IROQUOIS FALLS UV DISINFECTION\PROJECT EXECUTION\EXP DRAWINGS\STRUCTURAL.DWG

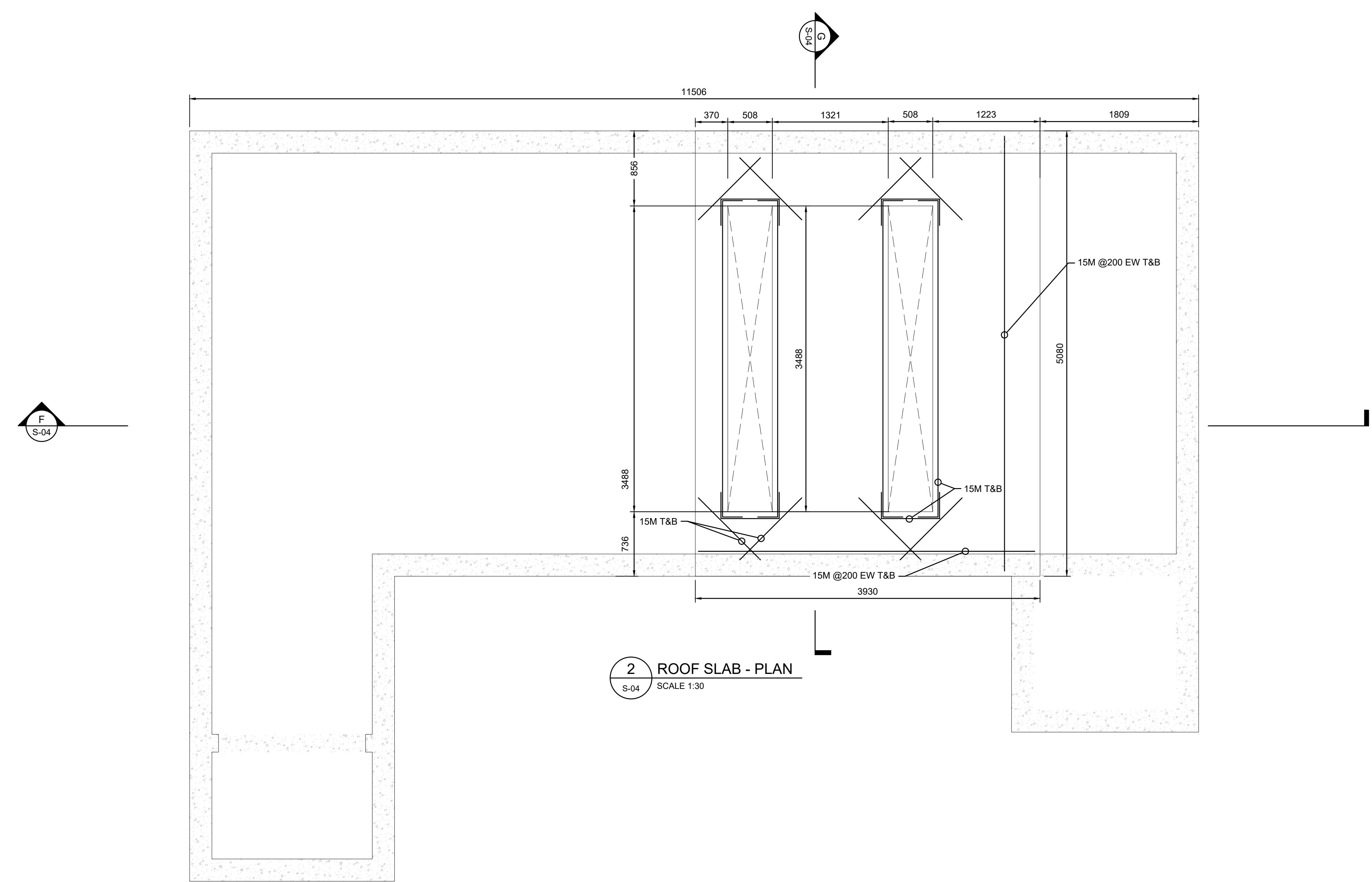
ORIENTATION

PLAN ONLY (APPROXIMATE)

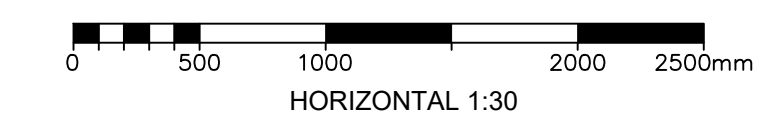
CAUTION: DO NOT SCALE DRAWINGS.
THIS REPRODUCTION MAY BE AT A SIZE DIFFERENT THAN ORIGINALLY DRAWN. EXP ASSUMES NO RESPONSIBILITY FOR INCORRECT SCALING, UNAUTHORIZED REPRODUCTION OR REUSE IS STRICTLY PROHIBITED. NOT PUBLISHED - ALL RIGHTS RESERVED. EXP EXPRESSLY DISCLAIMS RESPONSIBILITY ARISING FROM UNAUTHORIZED USE OF THESE DRAWINGS AND NOTES. AUTHORIZATION MUST BE IN WRITING.

© exp, 2025
DIMENSIONS NOTES:
1. ALL DIMENSIONS ARE IN MILLIMETERS (mm) UNLESS NOTED OTHERWISE.

- INFORMATION ON THIS DRAWING WAS OBTAINED FROM ONTARIO MINISTRY OF ENVIRONMENT PROJECT NO. 1-0096-67 DRAWINGS BY PROCTOR & REDFERN LIMITED FROM 1973. SOME INSTRUMENTATION AND DETAILS ARE NOT SHOWN. INFORMATION IS TO BE CONFIRMED IN THE FIELD PRIOR TO CONSTRUCTION AND ANY DISCREPANCIES SHOULD BE BROUGHT TO THE ATTENTION OF THE CONTRACT ADMINISTRATOR.



2 ROOF SLAB - PLAN
S-04 SCALE 1:30



No.	DATE (YYMMDD)	REVISION	BY
1	25/2/18	ISSUED FOR TENDER	BL

CLIENT
TOWN OF IROQUOIS FALLS

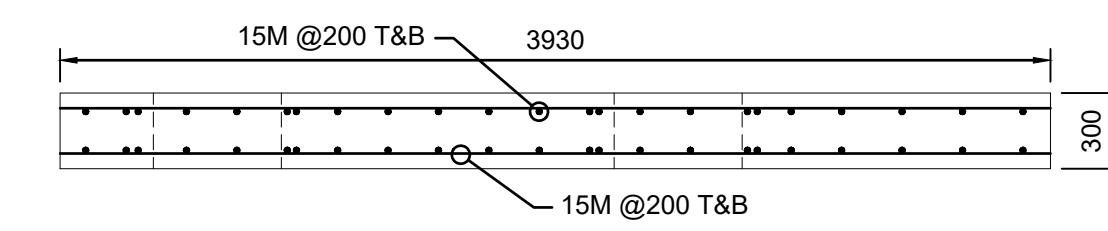
PROJECT TITLE
TOWN OF IROQUOIS FALLS
EFFLUENT UV DISINFECTION

PROJECT No. NWL-23008553

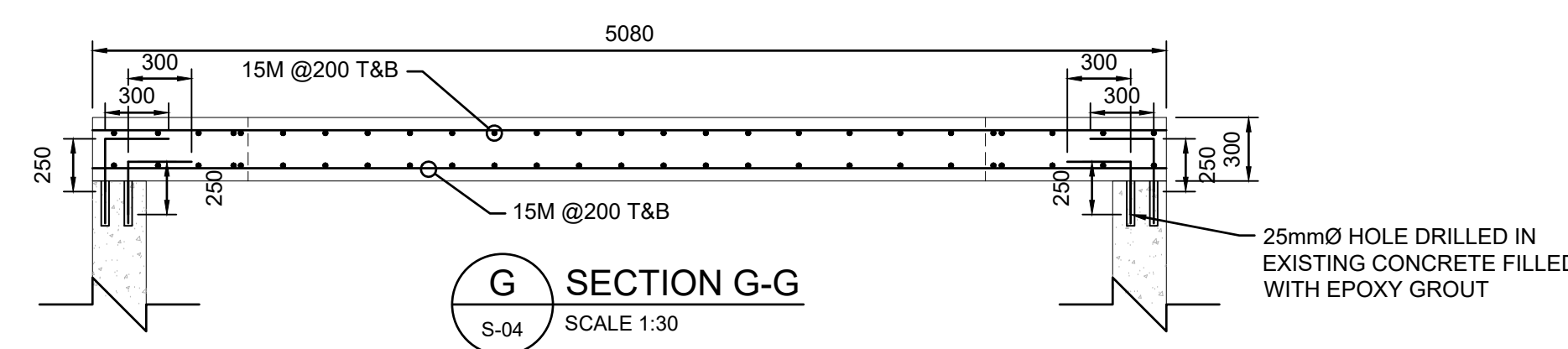
DRAWING TITLE
ROOF SLAB
DETAIL

DESIGNED	SCALE
CAC/NJD	AS NOTED
DRAWN	PLAN No.
BRP	23-1266
CHECKED	DRAWING No.
CAC/NJD	S-04

EXP Services Inc.
1-705-647-4311 | F. 1-705-647-3111
310 Whitehead Ave. W.
New Liskeard, ON P0J 1P0
Canada
www.exp.com



F SECTION F-F
S-04 SCALE 1:30



G SECTION G-G
S-04 SCALE 1:30

2025/02/25 10:37:29 AM S:\BUREAU\PROJECT FILES\2025\NW-23008553\IROQUOIS FALLS UV DISINFECTION\PROJECT EXECUTION\EXP DRAWINGS\STRUCTURAL.DWG

